



1x8 HDMI Splitter with 4Kx2K & EDID Management

Installation Guide

Introduction

The *1x8 HDMI Splitter with 4Kx2K & EDID Management* splits one HDMI signal to eight HDMI displays at up to 4Kx2K resolution.

Key Features and Benefits

- Broadcast HDMI video/audio signals from one HDMI source to eight displays without losing quality
- Supports HDMI Deep Color & 3D
- Supports 1080p and up to 4Kx2K PC resolution
- Supports Dolby Digital, DTS-HD and Dolby True-HD audio
- Video bandwidth: 340MHz (10.2Gbps)
- Embedded default EDID and EDID learning ability

Package Contents

- *1x8 HDMI Splitter with 4Kx2K & EDID Management*
- Power adapter (Output: 5V/4A)
- Power cord
- Mounting screws (2)
- Installation guide

Layout

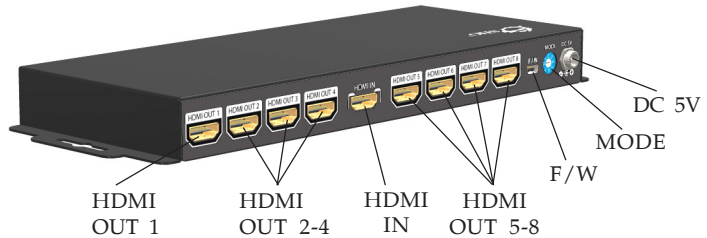


Figure 1: Rear Panel

- **HDMI IN:** Connects to your HDMI source device by using an HDMI cable (cable not included)
- **HDMI OUT 1-8** (left to right): Connects to your HDMI displays by using HDMI cables (cables not included)
- **F/W:** For future firmware update
- **MODE:** Selects alternate EDID modes and functions. See **Mode Dial** in page 3 & 4
- **DC 5V:** Power adapter jack for the included 5V power adapter

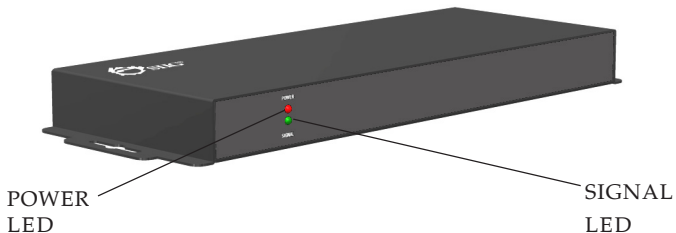


Figure 2: Front Panel

- **POWER LED:** On when the *Splitter* is powered on
- **SIGNAL LED:** On when HDMI source is detected

Hardware Installation

1. Power off all devices you plan to connect to the *Splitter*.
2. Connect your HDMI source's HDMI output to the *Splitter*'s **HDMI IN** using an HDMI cable (HDMI cable not included).
3. Connect your HDMI displays to the *Splitter*'s **HDMI OUT** using HDMI cables (HDMI cables not included).
4. Connect the included power adapter to the *Splitter*'s **DC 5V** power jack and plug it into a reliable power outlet.
5. Power on all of the connected devices.
6. The *Splitter* is now ready to use.

NOTE: To achieve 3D and 2Kx4K output, make sure this standard is supported by your display(s), and High Speed HDMI cables with Ethernet are used.

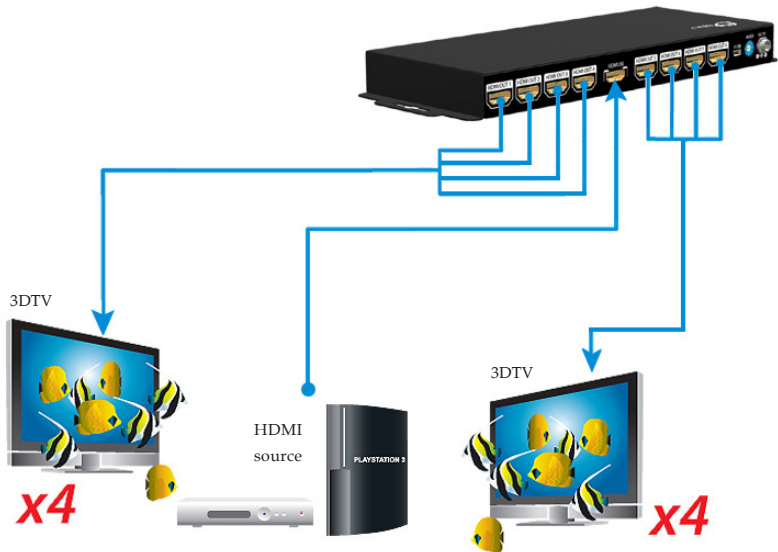
Mode Dial

EDID is used to transmit the make, model and characteristics of a monitor to the display adapter of the computer. It is also used by an HDTV to identify its maximum resolution to the DVD player, A/V receiver or video processor. Use a flat head screwdriver to rotate the **Mode Dial** to select amongst the options.



- 0: Firmware update
- 1: EDID Full-HD (1080p@60) - 24bit 2D video & 7.1ch audio
- 2: EDID Full-HD (1080p@60) - 24bit 2D video & 2ch audio
- 3: EDID Full-HD (4K2K@30) - 24bit 2D video & 7.1ch audio
- 4: EDID Full-HD (4K2K@30) - 24bit 2D video
- 5: EDID HD (1080p@30)(1080i@60)(720p@60) - 24bit 2D video & 2ch audio
- 6: Auto EDID mode: Automatically detect and analyze the EDID of all the connected HDMI displays. The HDMI source player will defer to the lowest resolution HDMI display
- 7: EDID Learning mode: Learns the EDID of the HDMI display connected to **HDMI OUT 1** of the *Splitter*

Application



* Input length: 5m (Max)

* Output length: 10m (Max)



Figure 3: Application

Blank Page

Technical Support and Warranty

QUESTIONS? SIIG's **Online Support** has answers! Simply visit our web site at www.siig.com and click **Support**. Our online support database is updated daily with new drivers and solutions. Answers to your questions could be just a few clicks away. You can also submit questions online and a technical support analyst will promptly respond.

SIIG offers a 2-year manufacturer warranty with this product. This warranty covers the original purchaser and guarantees the product to be free of any defects in materials or workmanship for two (2) years from the date of purchase of the product.

SIIG will, at our discretion, repair or replace (with an identical product or product having similar features and functionality) the product if defective in materials or workmanship. This warranty gives you specific legal rights, and you may also have other rights which vary from state to state. Please see our web site for more warranty details.

If you encounter any problems with this product, please follow the procedures below.

A) If it is within the store's return policy period, please return the product to the store where you purchased it.

B) If your purchase has passed the store's return policy period, please follow these steps to have the product repaired or replaced.

Step 1: Submit your RMA request. Go to www.siig.com, click **Support**, then **Request A Product Replacement** to submit a request to [SIIG RMA](#) or fax a request to 510-657-5962. Your RMA request will be processed, if the product is determined to be defective, an RMA number will be issued.

Step 2: After obtaining an RMA number, ship the product.

- Properly pack the product for shipping. All software, cable(s) and any other accessories that came with the original package must be included.
- Clearly write your RMA number on the top of the returned package. SIIG will refuse to accept any shipping package, and will not be responsible for a product returned without an RMA number posted on the outside of the shipping carton.
- You are responsible for the cost of shipping to SIIG. Ship the product to the following address:

SIIG, Inc.
6078 Stewart Avenue
Fremont, CA 94538-3152, USA
RMA #: _____

- SIIG will ship the repaired or replaced product via Ground in the U.S. and International Economy outside of the U.S. at no cost to the customer.

About SIIG, Inc.

Founded in 1985, SIIG, Inc. is a leading manufacturer of IT connectivity solutions (including Serial ATA and Ultra ATA Controllers, FireWire, USB, and legacy I/O adapters) that bridge the connection between Desktop/ Notebook systems and external peripherals. SIIG continues to grow by adding A/V and Digital Signage connectivity solutions to our extensive portfolio. All centered around the distribution and switching of A/V signals over CAT5/6, these products include matrix switches, distribution amplifiers, extenders, converters, splitters, cabling, and more.

SIIG is the premier one-stop source of upgrades and is committed to providing high quality products while keeping economical and competitive prices. High-quality control standards are evident by one of the lowest defective return rates in the industry. Our products offer comprehensive user manuals, user-friendly features, and most products are backed by a lifetime warranty.

SIIG products can be found in many computer retail stores, mail order catalogs, and e-commerce sites in the Americas, as well as through major distributors, system integrators, and VARs.

PRODUCT NAME

1x8 HDMI Splitter with 4Kx2K & EDID Management

FCC RULES: TESTED TO COMPLY WITH FCC PART 15, CLASS
B OPERATING ENVIRONMENT: FOR HOME OR OFFICE USE

FCC COMPLIANCE STATEMENT:

This device complies with part 15 of the FCC Rules. Operation is subject to the following two conditions: (1) This device may not cause harmful interference, and (2) this device must accept any interference received, including interference that may cause undesired operation.

THE PARTY RESPONSIBLE FOR PRODUCT COMPLIANCE

SIIG, Inc.
6078 Stewart Avenue
Fremont, CA 94538-3152, USA
Phone: 510-657-8688

1x8 HDMI Splitter with 4Kx2K & EDID Management is a trademark of SIIG, Inc. SIIG and the SIIG logo are registered trademarks of SIIG, Inc. All other names used in this publication are for identification only and may be trademarks of their respective owners.

March, 2014

Copyright © 2014 by SIIG, Inc. All rights reserved.