

4K60Hz HDMI over Cat6 Extender with Loopout & IR - 50m

<P/N: CE-H27K11-S1 >



Features

- Extends HDMI signals to a remote display up to 164 ft (50 meters) away over Cat6/7 network cable
- Delivers video content up to UHD 4K@60Hz and support HDR10 with near zero latency
- Compliant with HDCP 2.2 & 1.4
- Additional HDMI output on the transmitter to connect to a local display for monitoring of the extended display
- Support EDID passthrough and auto downscaling
Auto downscaling: To balance video resolution from loop-out and receiver monitors and then stream the suitable video
- Support IR passthrough for 20KHz to 60KHz
- Supports PCM / DTS-HD/ Dolby Digital 5.1ch via HDMI
- No driver required; Metal housing with Lightning/Surge/ESD protection provides durability and minimizes EMI/RFI noise interference.

Package content

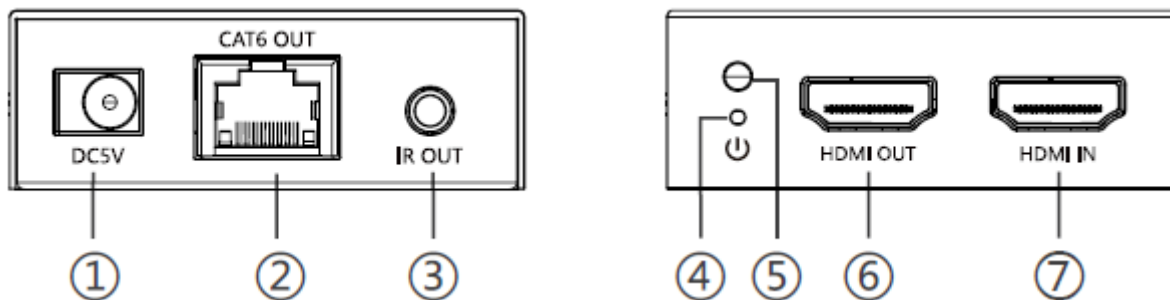
- 4K60Hz HDMI over Cat6 Extender with Loopout & IR - 50m
- Power adapter 5V x2
- IR Blaster & Receiver cable
- Quick Start Guide

Specifications

Items	Transmitter	Receiver
Video		
Input interface	1x HDMI Type A Female	1x RJ45 Female
Output interface	1x HDMI Type A Female 1x RJ45 Female	1x HDMI Type A Female
HDMI Length	≤5m	≤5m
Maximum transfer rate	18Gbps	
Maximum transmission bandwidth	600MHz	
EDID passthrough	Yes	
Compatibility	HDMI 2.0 (Deep color, 4K, HDR, YUV4:4:4)	
	HDCP 2.2, HDCP 1.4	
Resolutions	480i@60Hz、480p@60Hz、576i@50Hz、576p@50Hz、720p@50/60Hz、1080i@50/60Hz、1080p@50/60Hz、3840x2160@24/25/30/50/60Hz、3440x1440、2560x1440、2560x1080、2048x1080、1920x1440、1920x1080、1280x960、1280x800、1280x768、1680x1050、1360x768、1366x768、1600x900、1024x768、800x600	
Transmission distance	4K transmission distance 50m 1080p transmission distance 70m	
Audio		
Input interface	1x HDMI Type A Female	N/A
Output interface	1x HDMI Type A Female	1x HDMI Type A Female
Audio formats	LPCM/DTS-HD/DTS-Audio/Dolby Digital 5.1CH	
Command Signal		
IR interface	1x 3.5mm IR OUT Female	1x 3.5mm IR IN Female
Receiving range	≤5m	
Infrared frequency	20KHz~60KHz	
Power		
Power Supply	DC5V/500mA	DC5V/500mA
Power Consumption	TX < 2.3W	RX < 1.5W
Operating Environment		
Working temperature	-20°C~60°C	
Storage temperature	-30°C~70°C	
Humidity	0~90%RH (No condensation)	
Physical Properties		
Housing	Metal	
Weight	TX: 130g	RX: 130g
Color	Black	
Dimensions	75.0(L)*60.0(W)*21.0(H)mm	
Protection	ESD protection 1a Contact discharge level 2 (±4KV) 1b Air discharge level 3 (±8KV) Implementation of the standard: IEC61000-4-2	
	Lightning protection, Surge protection	
Certifications	FCC/CE/RoHS	

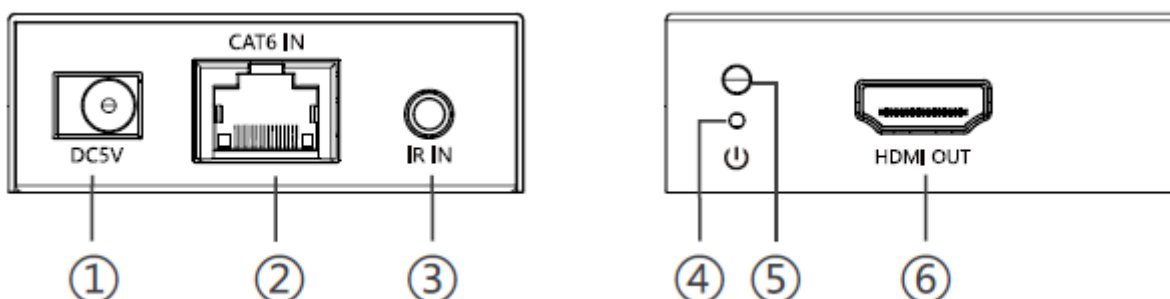
Product Layout

Transmitter (TX)



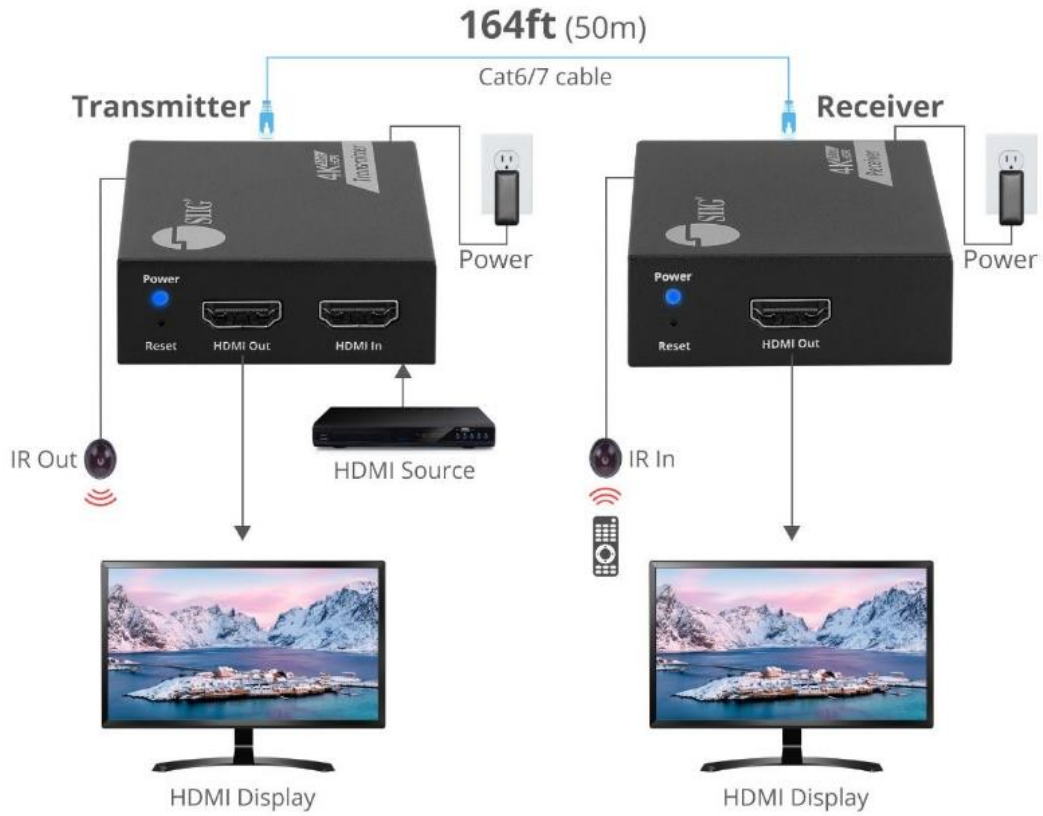
①	Power input	Connect with power adapter
②	RJ45 output	Connect with Cat6/7 network cable
③	IR out	Connect with IR blaster extension cable
④	Reset hole	Press the pinhole reset button with a straightened paper clip
⑤	Power indicator	When there is power, the indicator will light solid blue
⑥	HDMI output	Connect with local HDMI display device with HDMI cable
⑦	HDMI input	Connect with HDMI source device with HDMI cable

Receiver (RX)

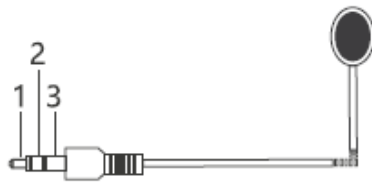


①	Power input	Connect with power adapter
②	RJ45 input	Connect with Cat6/7 network cable
③	IR in	Connect with IR receiver extension cable
④	Reset hole	Press the pinhole reset button with a straightened paper clip
⑤	Power indicator	When there is power, the indicator will light solid blue
⑥	HDMI output	Connect with HDMI display device with HDMI cable

Application

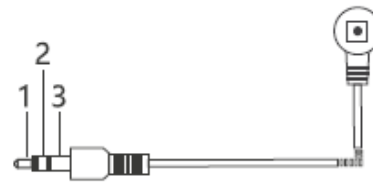


IR connection



IR blaster

- 1. Power
- 2. IR Signal
- 3. Null



IR receiver

- 1. Power
- 2. IR Signal
- 3. Grounding