



Sync and Charging Cable for Galaxy Tablets

Quick Installation Guide

Introduction

The *Sync and Charging Cable for Galaxy Tablets* is a portable and easy-to-use sync and charging cable for a variety of Galaxy Tablets.

Features and Benefits

- Easily switch between data synchronization & charging modes
- Supports up to 2A power output for fast charging (actual power output dependent on power source)
- Charges via computer, AC adapter or car charger
- Compatible with Galaxy Tab 7.0/7.0 Plus/7.7/8.9/10.1, Galaxy Tab 2 7.0/10.1

Package Contents

- Sync and Charging Cable for Galaxy Tablets
- Quick installation guide

Layout

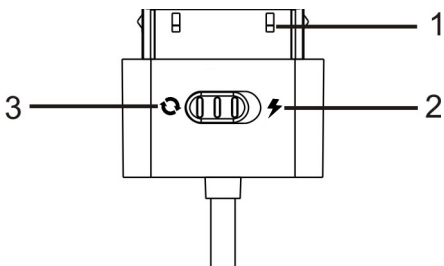


Figure 1: Layout

- 1 **30-pin Connector:** Connects to Galaxy Tablet
- 2 **Charging Mode:** Charge your Galaxy Tablet
- 3 **Sync Mode:** Synchronize the Galaxy Tablet's data with your computer

Synchronizing your Data

1. Move the switch to **Sync Mode**.
2. Connect your Galaxy Tablet to the cable's **30-pin Connector**, connect the other end of the cable to your computer's USB port.
3. Sync to the Galaxy Tablet just as you would with the original Samsung cable.

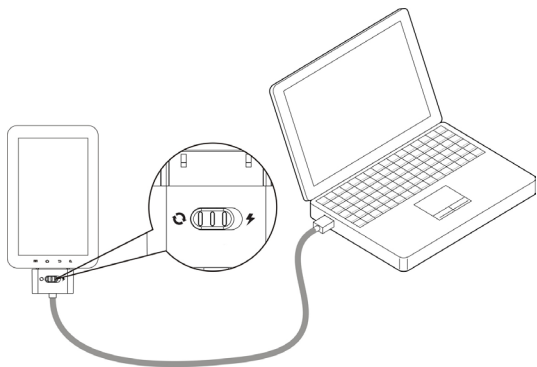


Figure 2: Synchronization Connection

Charging Your Galaxy Tablet

Connect to Computer

Note: Charging your Galaxy Tablet may interfere with other connected USB devices, in this case, we recommend charging with an AC adapter.

1. Move the switch to **Charging Mode**.
2. Connect your Galaxy Tablet to the cable's **30-pin Connector**.
3. Connect the other end of the cable to your computer's USB port. The Galaxy Tablet will charge automatically.

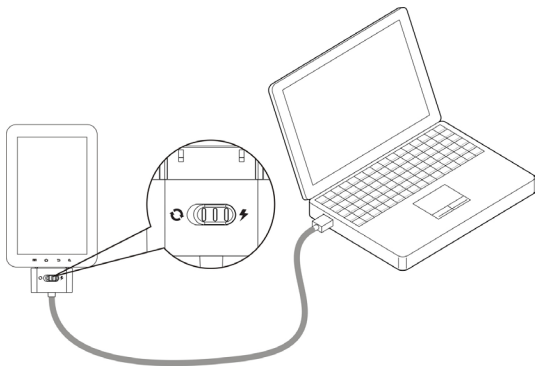


Figure 3: Computer Charging

AC Adapter Charging

1. Move the switch to **Charging Mode**.
2. Connect your Galaxy Tablet to the cable's **30-pin Connector**.
3. Connect the other end of the cable to your AC adapter. The Galaxy Tablet will charge automatically.

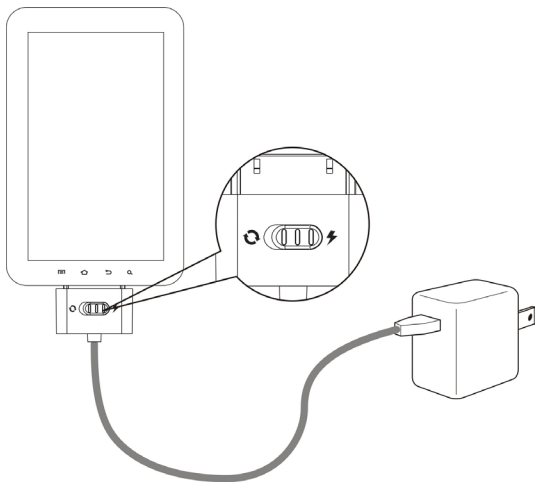


Figure 4: AC Adapter Charging

Car Charger

It is recommended to use a car charger with minimum 1A power output.

1. Move the switch to **Charging Mode**.
2. Connect your Galaxy Tablet to the cable's **30-pin Connector**.
3. Connect the other end of the cable to the car charger. Plug the car charger into a working power outlet. The Galaxy Tablet will charge automatically.

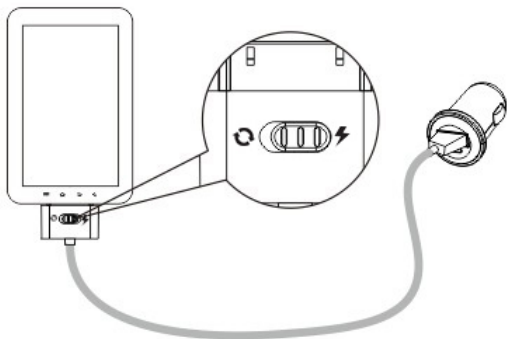


Figure 5: Car Charger

Technical Support and Warranty

SIIG offers a 1-year manufacturer warranty with this product. This warranty covers the original purchaser and guarantees the product to be free of any defects in materials or workmanship for one (1) year from the date of purchase of the product. Please see our web site for more warranty details. If you encounter any problems with this product, please follow the procedures below. If your purchase has passed the store's return policy period, please follow the steps below to have the product repaired or replaced.

Step 1: Submit your RMA request.

Go to www.siig.com, click **Support**, then **REQUEST A PRODUCT REPLACEMENT** to submit a request to [SIIG RMA](#) or fax a request to 510-657-5962. Your RMA request will be processed, if the product is determined to be defective, an RMA number will be issued.

Step 2: After obtaining an RMA number, ship the product. Properly pack the product for shipping. All accessories that came with the original package must be included. Clearly write your RMA number on the top of the returned package. SIIG will refuse to accept any shipping package, and will not be responsible for a product returned without an RMA number posted on the outside of the shipping carton. You are responsible for the cost of shipping to SIIG. Ship the product to the following address:

SIIG, Inc. 6078 Stewart Avenue Fremont, CA 94538-3152, USA

RMA #: _____

SIIG will ship the repaired or replaced product via Ground in the U.S. and International Economy outside of the U.S. at no cost to the customer.

PRODUCT NAME

Sync and Charging Cable for Galaxy Tablets

FCC RULES: TESTED TO COMPLY WITH FCC PART 15, CLASS B

OPERATING ENVIRONMENT: FOR HOME OR OFFICE USE

FCC COMPLIANCE STATEMENT:

This device complies with part 15 of the FCC Rules. Operation is subject to the following two conditions: (1) This device may not cause harmful interference, and (2) this device must accept any interference received, including interference that may cause undesired operation.

THE PARTY RESPONSIBLE FOR PRODUCT COMPLIANCE

SIIG, Inc.

6078 Stewart Avenue

Fremont, CA 94538-3152, USA

Phone: 510-657-8688

Sync and Charging Cable for Galaxy Tablets is a trademark of SIIG, Inc. SIIG and the SIIG logo are registered trademarks of SIIG, Inc. All other names used in this publication are for identification only and may be trademarks of their respective owners.

May, 2012

Copyright © 2012 by SIIG, Inc. All rights reserved.

