



# Industrial USB 3.0 Hub with 15KV ESD Protection

## Quick Installation Guide

---

### Introduction

---

The *Industrial USB 3.0 Hub with 15KV ESD Protection* is built with high quality components and different levels of protection to withstand harsh industrial environments.

### Features and Benefits

- Compliant with Universal Serial Bus 3.0 Specification
- Industrial grade rugged metal housing enclosure design
- Redundant 9 to 24VDC power input
- 15KV ESD USB interface protection
- Power input surge protection (600W) for each port
- Over-current detection and protection circuit design
- Wall and DIN rail mount support

### System Requirements


- Desktop or notebook with an available USB port (USB 3.0 is recommended)
- Windows® 8 (32-/64-bit) / 7 (32-/64-bit) / Vista (32-/64-bit) / XP (32-/64-bit) / Server 2003 & 2008 (32-/64-bit) / Server 2008 R2

## Package Contents


- *Industrial USB 3.0 Hub with 15KV ESD Protection*
- USB 3.0 type A to B cable (2 meters)
- DIN-Rail and wall mount kit
- Terminal block
- Quick installation guide

## Layout

---



**Figure 1: 4-Port Industrial USB 3.0 Hub Layout**



**Figure 2: 7-Port Industrial USB 3.0 Hub Layout**

# Powering the Hub

The *Industrial USB 3.0 Hub with 15KV ESD Protection* requires a 9-24 VDC external power source (not included) to work. Power up the *Industrial Hub* through either the **DC Power Jack** or **3-Pin Terminal Block**.

## DC Power Jack

Plug the power adapter into a reliable power source, then connect it to the hub's **DC Power Jack**. (Power adapter not included)

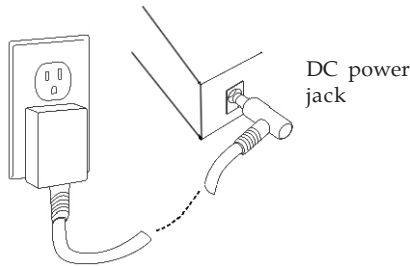
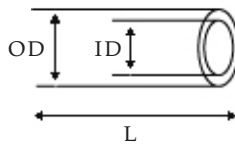


Figure 3: DC In

Refer to the Table below for the specifications of the DC power adapter.



Outside diameter (OD)	Inside diameter (ID)	Plug length (L)	Negative / Positive
5.5+/-0.05 (mm)	2.1+/-0.05 (mm)	10+/-0.3 (mm)	<p style="text-align: center;">- — ● — +</p> <p>*Center pin for positive voltage and the outer shield for negative voltage</p>

Table 1: Power Adapter Specifications

### 3-Pin Terminal Block

Plug the included terminal block into the hub's terminal block connector. See **Figure 4**. Refer to **Pin Assignment** in the next section for wiring the power adapter (power adapter not included).

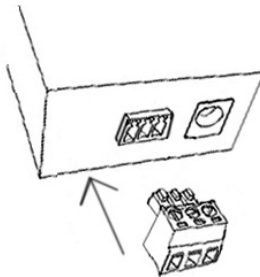



Figure 4: Power Terminal

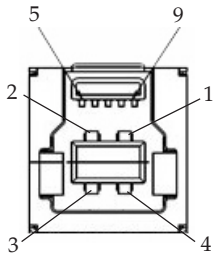
### Pin Assignment



Pin	
1	9-24 VDC
2	GND
3	CGND

Figure 5

# USB Type B Upstream Port



Pin		Pin	
1	Vbus	6	StdA_SSTX+
2	D-	7	GND_DRAIN
3	D+	8	StdA_SSRX-
4	GND	9	StdA_SSRX+
5	StdA_SSTX-	Shell	Shield

Figure 6

## Hardware Installation

Mount your hub on the wall or DIN-Rail, if needed.

### DIN-Rail Mounting

1. Use the included screws to install the DIN-Rail kit to the hub.

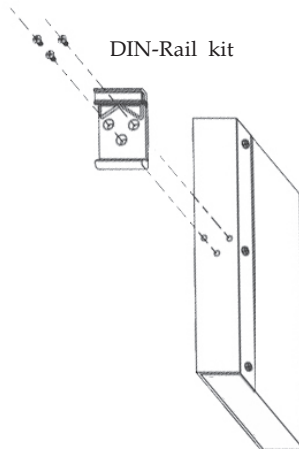


Figure 7

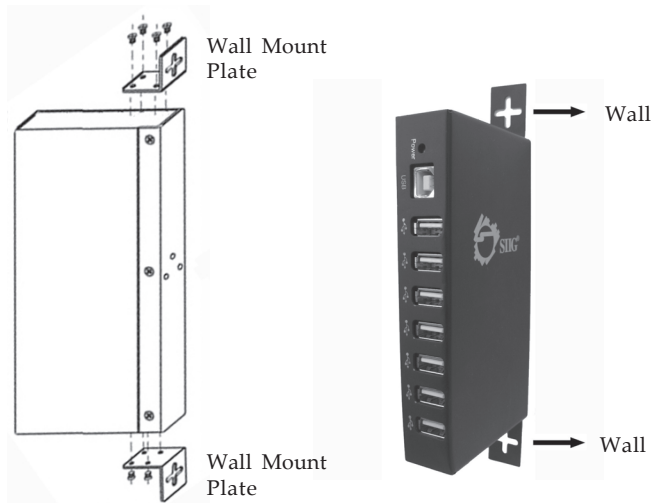
2. Insert the top of the DIN-Rail clip onto the DIN-Rail track, then gently push the bottom of the hub to secure it to the DIN-Rail track. See **Figure 8**.



**Figure 8**

## Wall Mount Plate Mounting

Use the provided Wall Mount Plate to mount the hub to the wall. See **Figure 9**.



**Figure 9**

# Technical Support and Warranty

---

**QUESTIONS?** SIIG's **Online Support** has answers! Simply visit our web site at [www.siig.com](http://www.siig.com) and click **Support**. Our online support database is updated daily with new drivers and solutions. Answers to your questions could be just a few clicks away. You can also submit questions online and a technical support analyst will promptly respond.

SIIG offers a 3-year manufacturer warranty with this product. This warranty covers the original purchaser and guarantees the product to be free of any defects in materials or workmanship for three (3) years from the date of purchase of the product.

SIIG will, at our discretion, repair or replace (with an identical product or product having similar features and functionality) the product if defective in materials or workmanship. This warranty gives you specific legal rights, and you may also have other rights which vary from state to state. Please see our web site for more warranty details.

If you encounter any problems with this product, please follow the procedures below.

A) If it is within the store's return policy period, please return the product to the store where you purchased it.

B) If your purchase has passed the store's return policy period, please follow these steps to have the product repaired or replaced.

**Step 1:** Submit your RMA request. Go to [www.siig.com](http://www.siig.com), click **Support**, then **Request A Product Replacement** to submit a request to [SIIG RMA](#) or fax a request to 510-657-5962. Your RMA request will be processed, if the product is determined to be defective, an RMA number will be issued.

**Step 2:** After obtaining an RMA number, ship the product.

- Properly pack the product for shipping. All software, cable(s) and any other accessories that came with the original package must be included.
- Clearly write your RMA number on the top of the returned package. SIIG will refuse to accept any shipping package, and will not be responsible for a product returned without an RMA number posted on the outside of the shipping carton.
- You are responsible for the cost of shipping to SIIG. Ship the product to the following address:

**SIIG, Inc.**

**6078 Stewart Avenue**

**Fremont, CA 94538-3152, USA**

**RMA #:** \_\_\_\_\_

- SIIG will ship the repaired or replaced product via Ground in the U.S. and International Economy outside of the U.S. at no cost to the customer.

## About SIIG, Inc.

---

Founded in 1985, SIIG, Inc. is a leading manufacturer of IT connectivity solutions (including Serial ATA and Ultra ATA Controllers, FireWire, USB, and legacy I/O adapters) that bridge the connection between Desktop/ Notebook systems and external peripherals. SIIG continues to grow by adding A/V and Digital Signage connectivity solutions to our extensive portfolio. All centered around the distribution and switching of A/V signals over CAT5/6, these products include matrix switches, distribution amplifiers, extenders, converters, splitters, cabling, and more.

SIIG is the premier one-stop source of upgrades and is committed to providing high quality products while keeping economical and competitive prices. High-quality control standards are evident by one of the lowest defective return rates in the industry. Our products offer comprehensive user manuals, user-friendly features, and most products are backed by a lifetime warranty.

SIIG products can be found in many computer retail stores, mail order catalogs, and e-commerce sites in the Americas, as well as through major distributors, system integrators, and VARs.

### **PRODUCT NAME**

Industrial USB 3.0 Hub with 15KV ESD Protection

FCC RULES: TESTED TO COMPLY WITH FCC PART 15, CLASS B OPERATING ENVIRONMENT: FOR HOME OR OFFICE USE

### **FCC COMPLIANCE STATEMENT:**

This device complies with part 15 of the FCC Rules. Operation is subject to the following two conditions: (1) This device may not cause harmful interference, and (2) this device must accept any interference received, including interference that may cause undesired operation.

### **THE PARTY RESPONSIBLE FOR PRODUCT COMPLIANCE**

SIIG, Inc.  
6078 Stewart Avenue  
Fremont, CA 94538-3152, USA  
Phone: 510-657-8688

Industrial USB 3.0 Hub with 15KV ESD Protection is a trademark of SIIG, Inc. SIIG and the SIIG logo are registered trademarks of SIIG, Inc. Microsoft and Windows are registered trademarks of Microsoft Corporation. All other names used in this publication are for identification only and may be trademarks of their respective owners.