



Smartphone Battery Backup Power Bank Installation Sheet

Introduction

SIIG's *Smartphone Battery Backup Power Bank* is a light, small, easy to carry key chain style power bank which allows you to charge smartphones or other USB devices (MP3 players, eBooks, portable video games, etc) easily.

Package Contents

- *Smartphone Battery Backup Power Bank*
- USB charging cable
- Installation sheet

Serial Number Sticker

For future product return or exchange, this serial number is required. Please keep it for your reference.

--

Serial Number

Part Number

Layout

Power-In	5V, 800mA
Power-Out	5V, 1000mA (max)

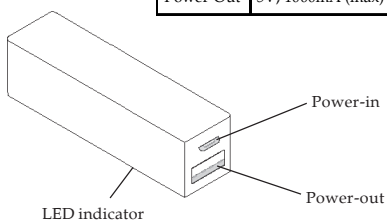


Figure 1: Layout

- **Power-in (MicroUSB):** Connects to a computer's USB port or a USB wall charger (not included) to charge the Power Bank
- **Power-out (USB Type A):** Connect your smartphone or other USB powered device here
- **LED indicator:** Indicates the Power Bank's charge status

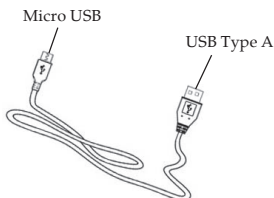


Figure 2: USB Charging Cable

Instructions for Use

NOTE: Please fully charge the Power Bank before use.

1. Plug the **Micro USB** tip of included **USB charging cable** into the Power Bank's **Power-in** port. Then plug the other end of the included **USB charging cable** into either a USB port of your computer or your USB wall charger.

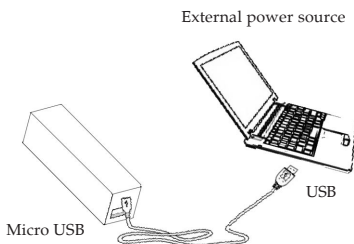


Figure 3

2. The Power Bank's LED indicator will light up to indicate the charging process has begun.

3. When the Power Bank is fully charged, the LED indicator will turn from red to blue. It takes approximately 5-6 hours to fully charge the Power Bank. Charging time will vary depending on the Power Bank's charge status and/or the external power source's power output.

Note: Please use the included **USB Charging Cable** to charge the Power Bank. Using a different USB cable is not recommended.

4. Plug the USB Type A tip of your smartphone/portable device's charging cable into the Power Bank's **Power-out** port, then connect the other end of the charging cable into the smartphone/portable device. The smartphone/portable device will charge automatically.

Note: It is recommended to use the smartphone/portable device's original equipment charging cable to charge it.

Trouble Shooting Tips:

- Due to the Power Bank's limited battery capacity, it is not recommended to use with Tablet devices.
- The Power Bank's protection circuit may be triggered due to improper cable connection or device connection. To reset the circuit, simply repeat the battery charging process (see page 4, steps 1 & 2) for a few minutes and the unit will return to normal operating mode.

Attention

- Keep the Power Bank away from excessive heat, flame and water
- Keep out of reach of children
- **DO NOT** attempt to disassemble and service the Power Bank

Support and Warranty

QUESTIONS? SIIG's **Online Support** has answers! Simply visit our web site at *www.siig.com* and click **Support**. Answers to your questions could be just a few clicks away. You can also submit questions online and a technical support analyst will promptly respond.

SIIG offers a 2-year manufacturer warranty with this product. This warranty covers the original purchaser and guarantees the product to be free of any defects in materials or workmanship for two (2) years from the date of purchase of the product.

SIIG will, at our discretion, repair or replace (with an identical product or product having similar features and functionality) the product if defective in materials or workmanship. This warranty gives you specific legal rights, and you may also have other rights which vary from state to state. Please see our web site for more warranty details.

If you encounter any problems with this product,

A) If it is within the store's return policy period, please return the product to the store where you purchased from.

B) If your purchase has passed the store's return policy period, please follow the steps below to have the product repaired or replaced.

Step 1: Submit your RMA request.

Go to **www.siig.com**, click **Support**, then **REQUEST A PRODUCT REPLACEMENT** to submit a request to **SIIG RMA** or fax a request to 510-657-5962. Your RMA request will be processed, if the product is determined to be defective, an RMA number will be issued.

Step 2: Ship the product.

- Properly pack the product for shipping. All accessories that came with the original package must be included.
- Clearly write your RMA number on the top of the returned package. SIIG will refuse to accept any shipping package, and will not be responsible for a product returned without an RMA number posted on the outside of the shipping carton.
- You are responsible for the cost of shipping to SIIG. Ship the product to the following address:

SIIG, Inc.

6078 Stewart Avenue

Fremont, CA 94538-3152, USA

RMA #: _____

- SIIG will ship the repaired or replaced product via Ground in the U.S. and International Economy outside of the U.S. at no cost to the customer.

About SIIG, Inc.

Founded in 1985, SIIG, Inc. is a leading manufacturer of IT connectivity solutions that bridge the connection between Desktop/Notebook systems and external peripherals. SIIG continues to grow by adding A/V and Digital Signage connectivity solutions to our extensive portfolio.

SIIG products offer comprehensive user manuals, many user-friendly features, and are backed by an extensive manufacturer warranty. High quality control standards are evident by the overall ease of installation and compatibility of our products, as well as one of the lowest defective return rates in the industry.

PRODUCT NAME

Smartphone Battery Backup Power Bank

FCC RULES: TESTED TO COMPLY WITH FCC PART 15, CLASS B

OPERATING ENVIRONMENT: FOR HOME OR OFFICE USE

FCC COMPLIANCE STATEMENT:

This device complies with part 15 of the FCC Rules. Operation is subject to the following two conditions:
(1) This device may not cause harmful interference, and
(2) this device must accept any interference received, including interference that may cause undesired operation.

THE PARTY RESPONSIBLE FOR PRODUCT COMPLIANCE

SIIG, Inc.

6078 Stewart Avenue

Fremont, CA 94538-3152, USA

Smartphone Battery Backup Power Bank is a trademark of SIIG, Inc. SIIG and the SIIG logo are registered trademarks of SIIG, Inc. All other names used in this publication are for identification only and may be trademarks of their respective owners.

September, 2013

Copyright © 2013 by SIIG, Inc.

All rights reserved.