



# USB 3.1 to SATA

## Hard Drive Enclosure - 2.5"

### User Reference Guide

## Introduction

---

The *USB 3.1 to SATA Hard Drive Enclosure - 2.5"* easily adds more storage space to your computer and supports data transfer rates up to 10Gbps (up to two times faster than USB 3.0).

## Package Contents

- *USB 3.1 to SATA Hard Drive Enclosure - 2.5"* (w/ protective silicon sleeve)
- USB 3.1 Type A to Micro-B cable
- User Reference Guide

## LOT Number Sticker

For future product return or exchange, this LOT number is required. Please keep it for your reference.

--

LOT Number

Part Number

## Key Features and Benefits

- Easily adds external storage space for 2.5" SATA HDD/SSD to your computer through a single USB connection
- Compatible with 9.5mm & 7mm height 2.5" SATA I/ II/ III disk drives
- The latest USB 3.1 technology provides ultra fast data transfer rates up to 10Gb/s (up to twice the speed of USB 3.0), with UASP support
- Tool-less hard drive installation, low profile design provides great portability
- Supports plug-n-play, hot-swappable and backward compatible with USB 2.0/1.1
- Built-in LED indicator displays power status

## Specifications

Connectors	<u>Source:</u> USB 3.1 Type-A (9-pin), Female <u>Device:</u> SATA data and power connector (7+15 pin), Female
Drive Type	SATA
Drive Size	2.5" (9.5mm/7mm)
Max Drive Capacity	Up to 8TB
Type and Data Transfer Rate	USB 3.1 (up to 10Gbps) SATA III (up to 6Gbps)
Power	USB Bus-powered
Material of Housing	Plastic housing and Aluminum panel
Color	Black with silver panel
Dimensions	5.43" (W) x 0.39" (H) x 3.15" (D)
Weight	0.15 lbs

## System Requirements

- Desktop or notebook computer with an available USB port (USB 3.1 port recommended)
- Windows® 10 (32-/64-bit) / 8 (32-/64-bit) / 7 (32-/64-bit) / Vista (32-/64-bit) / XP (32-/64-bit)
- Windows Server 2003 & 2008 (32-/64-bit) / 2008 R2 / 2012 / 2012 R2
- Mac OS X® v10.6.x or later

# Layout




Figure 1: USB 3.1 to SATA Hard Drive Enclosure - 2.5"

## Hardware Installation

---

1. Take the included protective silicon sleeve off, and turn the *enclosure* onto the back side.
2. Press and push forward to release the back cover.



Figure 2

3. Insert and connect your SATA 2.5" HDD or SSD, line up the sata connector, then gently insert the drive into the case.




Figure 3



Figure 4

4. Align the latches on both covers, and push the back cover down to close the enclosure.



Figure 5

5. Attach the included protective silicon sleeve to *the enclosure*.




Figure 6

6. Connect the **Micro-B** port of *the enclosure* to a USB port of the computer using the included USB cable.
7. Once *the enclosure* is detected, the driver will install automatically. Now, it's ready for use.

## Application

---

The *USB 3.1 to SATA Hard Drive Enclosure - 2.5"* enables you to easily add extra storage space and supports data transfer rates up to 10Gbps.



Figure 7

# Technical Support and Warranty

---

**QUESTIONS?** SIIG's **Online Support** has answers! Simply visit our web site at [www.siig.com](http://www.siig.com) and click **Support**. Our online support database is updated daily with new drivers and solutions. Answers to your questions could be just a few clicks away. You can also submit questions online and a technical support analyst will promptly respond.

SIIG offers a 2-year manufacturer warranty with this product. This warranty covers the original purchaser and guarantees the product to be free of any defects in materials or workmanship for two (2) years from the date of purchase of the product. This warranty is not transferable and is available only to the original purchaser of the product.

SIIG will, at our discretion, repair or replace (with an identical product or product having similar features and functionality) the product if defective in materials or workmanship. This warranty gives you specific legal rights, and you may also have other rights which vary from state to state. Please see our web site for more warranty details.

If you encounter any problems with this product, please follow the procedures below.

A) If it is within the store's return policy period, please return the product to the store where you purchased from.

B) If your purchase has passed the store's return policy period, please follow the steps below to have the product repaired or replaced.

**Step 1:** Submit your RMA request.

Go to [www.siig.com](http://www.siig.com), click **Support**, then **REQUEST A PRODUCT REPLACEMENT** to submit a request to [SIIG RMA](#) or fax a request to 510-657-5962. Your RMA request will be processed, if the product is determined to be defective, an RMA number will be issued.

**Step 2:** After obtaining an RMA number, ship the product.

- Properly pack the product for shipping. All accessories that came with the original package must be included
- Include a copy of your original sales receipt inside the package with date of purchase and place of purchase circled and clearly visible
- Clearly write your RMA number on the top of the returned package. SIIG will refuse to accept any shipping package, and will not be responsible for a product returned without an RMA number posted on the outside of the shipping carton
- You are responsible for the cost of shipping to SIIG. Ship the product to the following address:

**SIIG, Inc.**  
**6078 Stewart Avenue**  
**Fremont, CA 94538-3152, USA**  
**RMA #:** \_\_\_\_\_

- SIIG will ship the repaired or replaced product via Ground in the U.S. and International Economy outside of the U.S. at no cost to the customer

## About SIIG, Inc.

---

Founded in 1985, SIIG, Inc. is a leading manufacturer of IT connectivity solutions (including Serial ATA and Ultra ATA Controllers, FireWire, USB, and legacy I/O adapters) that bridge the connection between Desktop / Notebook systems and external peripherals. SIIG continues to grow by adding A/V and Digital Signage connectivity solutions to our extensive portfolio.

SIIG products offer comprehensive user manuals, many user-friendly features, and are backed by an extensive manufacturer warranty. High quality control standards are evident by the overall ease of installation and compatibility of our products, as well as one of the lowest defective return rates in the industry. SIIG products can be found in computer retail stores, mail order catalogs, through major distributors, system integrators, VARs and through e-commerce sites.

### **PRODUCT NAME**

USB 3.1 to SATA Hard Drive Enclosure - 2.5"

**FCC RULES: TESTED TO COMPLY WITH FCC PART 15, CLASS B  
OPERATING ENVIRONMENT: FOR HOME OR OFFICE USE**

### **FCC COMPLIANCE STATEMENT:**

This device complies with part 15 of the FCC Rules. Operation is subject to the following two conditions: (1) This device may not cause harmful interference, and (2) this device must accept any interference received, including interference that may cause undesired operation.

### **THE PARTY RESPONSIBLE FOR PRODUCT COMPLIANCE**

SIIG, Inc.

6078 Stewart Avenue

Fremont, CA 94538-3152, USA

Phone: 510-657-8688

USB 3.1 to SATA Hard Drive Enclosure-2.5" is a trademark of SIIG, Inc. SIIG and the SIIG logo are registered trademarks of SIIG, Inc. All other names used in this publication are for identification only and may be trademarks of their respective owners.