



HDMI Extender over single Cat5e/6 - 196ft

User Reference Guide

Introduction

The *HDMI Extender over single Cat5e/6 - 196ft* easily extends HDMI signal over one Cat5e/6 cable up to 196ft.

Key Features and Benefits

- Extends HDMI signals from DVD players, game consoles, or HDMI-equipped computers up to 196ft via Cat5e/6 networking cable, ideal for home theater or conference room
- Delivers high-quality video/audio transmission without compression for optimal performance, support video resolution up to 1080P (Full HD) and 3D
- Premium metal housing further enhances durability

Package Contents

- HDMI Extender over single Cat5e/6 - 196ft (TX and RX units)
- Power adapter (x2)
- User Reference Guide

Layout




Figure 1: Transmitter - HDMI In

- **HDMI In:** Connects to your HDMI source with an HDMI cable (cable not included)
- **Power Jack:** Connects to the included 5V DC power adapter
- **LED:** Indicates the status (blue: power on / red: HDMI signal in)




Figure 2: Transmitter - HDMI Out

- **RJ45 (HDMI Output):** Linked to the RJ45 of the Receiver via a Cat5e/6 cable
- **Reset:** Press if the *HDMI Extender* doesn't work properly




Figure 3: Receiver - HDMI In

- **RJ45 (HDMI In):** Linked to the RJ45 of the Transmitter via a Cat5e/6 cable



Figure 4: Receiver - HDMI Out

- **HDMI Out:** Connects to your HDMI display with an HDMI cable (cable not included)
- **Power Jack:** Connects to the included 5V DC power adapter
- **LED:** Indicates the status (blue: power on / red: HDMI signal in)

Hardware Installation

1. Power off all devices including your HDMI source and display.
2. Connect your HDMI source to the *Transmitter's* **HDMI IN** connector.
3. Connect your HDMI display to the *Receiver's* **HDMI OUT** connector.
4. Connect your CAT5e/6 LAN cable between the *Transmitter* and *Receiver*.
5. Plug the included power adapters into the **Power Jack** of the *Transmitter* and *Receiver*, then plug both power adapters into reliable power sources.
6. Power on your HDMI source and HDMI display.
7. The *HDMI Extender* is ready for use.

Application

Easily extends HDMI signals from DVD players, game consoles, or HDMI-equipped computers up to 196ft.



Figure 5: Application

Technical Support and Warranty

QUESTIONS? SIIG's **Online Support** has answers! Simply visit our web site at www.siig.com and click **Support**. Our online support database is updated daily with new drivers and solutions. Answers to your questions could be just a few clicks away. You can also submit questions online and a technical support analyst will promptly respond.

SIIG offers a 2-year manufacturer warranty with this product. This warranty covers the original purchaser and guarantees the product to be free of any defects in materials or workmanship for two (2) years from the date of purchase of the product.

SIIG will, at our discretion, repair or replace (with an identical product or product having similar features and functionality) the product if defective in materials or workmanship. This warranty gives you specific legal rights, and you may also have other rights which vary from state to state. Please see our web site for more warranty details.

If you encounter any problems with this product, please follow the procedures below.

A) If it is within the store's return policy period, please return the product to the store where you purchased from.

B) If your purchase has passed the store's return policy period, please follow the steps below to have the product repaired or replaced.

Step 1: Submit your RMA request.

Go to www.siig.com, click **Support**, then **REQUEST A PRODUCT REPLACEMENT** to submit a request to [SIIG RMA](#) or fax a request to 510-657-5962. Your RMA request will be processed, if the product is determined to be defective, an RMA number will be issued.

Step 2: After obtaining an RMA number, ship the product.

- Properly pack the product for shipping. All accessories that came with the original package must be included.
- Clearly write your RMA number on the top of the returned package. SIIG will refuse to accept any shipping package, and will not be responsible for a product returned without an RMA number posted on the outside of the shipping carton.
- You are responsible for the cost of shipping to SIIG. Ship the product to the following address:

SIIG, Inc.

6078 Stewart Avenue

Fremont, CA 94538-3152, USA

RMA #: _____

- SIIG will ship the repaired or replaced product via Ground in the U.S. and International Economy outside of the U.S. at no cost to the customer.

About SIIG, Inc.

Founded in 1985, SIIG, Inc. is a leading manufacturer of IT connectivity solutions (including Serial ATA and Ultra ATA Controllers, FireWire, USB, and legacy I/O adapters) that bridge the connection between Desktop/ Notebook systems and external peripherals. SIIG continues to grow by adding A/V and Digital Signage connectivity solutions to our extensive portfolio. SIIG products offer comprehensive user manuals, many user-friendly features, and are backed by an extensive manufacturer warranty. High quality control standards are evident by the overall ease of installation and compatibility of our products, as well as one of the lowest defective return rates in the industry. SIIG products can be found in computer retail stores, mail order catalogs, through major distributors, system integrators, and VARs in the Americas and the UK, and through e-commerce sites.

PRODUCT NAME

HDMI Extender over single Cat5e/6 - 196ft

**FCC RULES: TESTED TO COMPLY WITH FCC PART 15, CLASS B
OPERATING ENVIRONMENT: FOR HOME OR OFFICE USE**

FCC COMPLIANCE STATEMENT:

This device complies with part 15 of the FCC Rules. Operation is subject to the following two conditions: (1) This device may not cause harmful interference, and (2) this device must accept any interference received, including interference that may cause undesired operation.

THE PARTY RESPONSIBLE FOR PRODUCT COMPLIANCE

SIIG, Inc.

6078 Stewart Avenue

Fremont, CA 94538-3152, USA

Phone: 510-657-8688

HDMI Extender over single Cat5e/6 - 196ft is a trademark of SIIG, Inc. SIIG and the SIIG logo are registered trademarks of SIIG, Inc. All other names used in this publication are for identification only and may be trademarks of their respective owners.