



Universal Desktop Charging Organizer with Ambient Light Deck

User Reference Guide

Introduction

The *Universal Desktop Charging Organizer with Ambient Light Deck* enables you to organize your USB powered portable devices and reduce desktop cable clutter while charging.

Package Contents

- *Universal Desktop Charging Organizer with Ambient Light Deck*
- User Reference Guide

LOT Number Sticker

For future product return or exchange, this LOT number is required. Please keep it for your reference.

LOT Number

Part Number

Key Features and Benefits

- Capacious multi-task organizer pairs with USB power chargers/strips (not included) and keeps charging area neat and organized while charging
- Spacious bottom compartment fits most compact mobile USB chargers and conceals device cables
- 8 individual open slots fit and hold a wide variety of devices such as iPhone, iPad, tablet, smartphone and e-reader, ideal for users with multiple mobile devices
- Non-slip padded deck serves as an extra platform to accommodate additional devices such as Bluetooth earphones, speakers or smartwatches while charging and helps further minimize desktop clutter
- Energy efficient soft glow LED ambient light elegantly radiates comfortable brightness and easy access during the night, power switch to turn on and off the ambient light as needed

Specifications

Each Interval Space	0.75"
Internal Compartment	8.27" (W) x 2" (H) x 6.62" (D)
Product Dimensions	12.20" (W) x 3.35" (H) x 6.89" (D)
Weight	1.26lbs (570g)

Layout

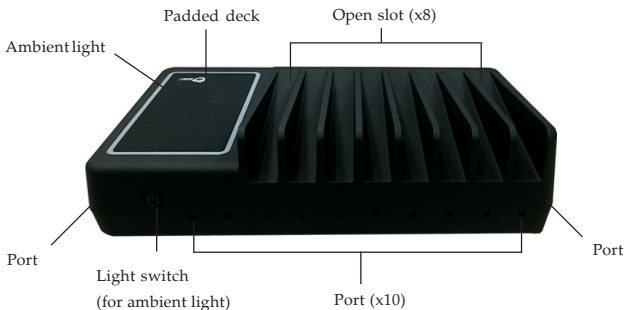


Figure 1: Universal Desktop Charging Organizer with Ambient Light Deck

- **Port (Left & Right side):** For keeping power cord of power source such as USB power chargers/strips

- **Light switch:** Press to turn On/Off the LED Ambient light
- **Port (x10):** For routing the USB charging cable(s)
- **Open slot (x8):** Holds and organizes tablets, smartphones and other USB powered devices while they are charging
- **Padded deck:** Holds Bluetooth earphones, speakers, smartwatches or other USB powered device while they are charging




Figure 2: Rear side

- **Latch (x2):** To Open/Lock the *Charging Organizer's* case

Instructions for Use

Note: The power source is not included. Use any USB power charger that fits inside the *Charging Organizer*.

1. Pull down the **latches** on the underside of the *Charging Organizer*, and open the case.




Figure 3

2. Put your USB power chargers or strips (up to 2) into the *Charging Organizer* and place the power cord into the right/left side port, see Figure 4.



Figure 4

3. **Optional:** Connect the USB port of the LED Ambient Light located on the upper cover to the power source (USB power chargers or strips).
4. Connect your USB charging cable to the power charger or strip. Route the charging cable(s) into one of the ports, see Figure 5.




Figure 5

5. Align the latches of upper and lower cover, and gently press them together. When you hear a click, the *Charging Organizer* is securely locked.



Figure 6

6. Connect USB power charger(s) or strip(s) to a reliable power outlet.
7. Connect the USB charging cable(s) to your USB device(s) for charging.
8. **Optional:** Press the **Light switch** to turn On or Off the LED Ambient Light as needed.

Application

Universal Desktop Charging Organizer with Ambient Light Deck is a great charging accessory, it provides a platform to keep your USB powered devices neat and organized and your desktop free of cable clutter while charging.



Figure 7: Application

Notice

- **Always Unplug** USB power chargers/strips (not included) from the power source when not in use
- **DO NOT** place the *Charging Organizer* on heated surface or next to other heat sources
- **DO NOT** expose the *Charging Organizer* to liquids or excessive heat
- **DO NOT** use corrosive cleaning substances on the *Charging Organizer*
- Place the *Charging Organizer* on a stable flat surface to prevent damage to your USB portable devices and the charger due to tipping/falling while charging
- Keep **out of** the reach of children

Blank Page

Technical Support and Warranty

QUESTIONS? SIIG's **Online Support** has answers! Simply visit our web site at www.siig.com and click **Support**. Our online support database is updated daily with new drivers and solutions. Answers to your questions could be just a few clicks away. You can also submit questions online and a technical support analyst will promptly respond.

SIIG offers a 1-year manufacturer warranty with this product. This warranty covers the original purchaser and guarantees the product to be free of any defects in materials or workmanship for one (1) year from the date of purchase of the product.

SIIG will, at our discretion, repair or replace (with an identical product or product having similar features and functionality) the product if defective in materials or workmanship. This warranty gives you specific legal rights, and you may also have other rights which vary from state to state. Please see our web site for more warranty details.

If you encounter any problems with this product, please follow the procedures below.

A) If it is within the store's return policy period, please return the product to the store where you purchased from.

B) If your purchase has passed the store's return policy period, please follow the steps below to have the product repaired or replaced.

Step 1: Submit your RMA request.

Go to www.siig.com, click **Support**, then **REQUEST A PRODUCT REPLACEMENT** to submit a request to **SIIG RMA** or fax a request to 510-657-5962. Your RMA request will be processed, if the product is determined to be defective, an RMA number will be issued.

Step 2: After obtaining an RMA number, ship the product.

- Properly pack the product for shipping. All accessories that came with the original package must be included.
- Clearly write your RMA number on the top of the returned package. SIIG will refuse to accept any shipping package, and will not be responsible for a product returned without an RMA number posted on the outside of the shipping carton.
- You are responsible for the cost of shipping to SIIG. Ship the product to the following address:

SIIG, Inc.

6078 Stewart Avenue

Fremont, CA 94538-3152, USA

RMA #: _____

- SIIG will ship the repaired or replaced product via Ground in the U.S. and International Economy outside of the U.S. at no cost to the customer.

About SIIG, Inc.

Founded in 1985, SIIG, Inc. is a leading manufacturer of IT connectivity solutions (including Serial ATA and Ultra ATA Controllers, FireWire, USB, and legacy I/O adapters) that bridge the connection between Desktop/Notebook systems and external peripherals. SIIG continues to grow by adding A/V and Digital Signage connectivity solutions to our extensive portfolio.

SIIG products offer comprehensive user manuals, many user-friendly features, and are backed by an extensive manufacturer warranty. High quality control standards are evident by the overall ease of installation and compatibility of our products, as well as one of the lowest defective return rates in the industry. SIIG products can be found in computer retail stores, mail order catalogs, through major distributors, system integrators, and VARs in the Americas and the UK, and through e-commerce sites.

PRODUCT NAME

Universal Desktop Charging Organizer with Ambient Light Deck

Universal Desktop Charging Organizer with Ambient Light Deck is a trademark of SIIG, Inc. SIIG and the SIIG logo are registered trademarks of SIIG, Inc. All other names used in this publication are for identification only and may be trademarks of their respective owners.

May, 2016

Copyright © 2016 by SIIG, Inc. All rights reserved.