



M.2 NGFF SSD PCIe Card Adapter

Installation Guide

Introduction

The *M.2 NGFF SSD PCIe Card Adapter* adds one M.2 PCIe SSD (M key) to your PCIe equipped desktop computer to dramatically increase speed and performance.

Key Features and Benefits

- Accommodates 2230, 2242, 2260 and 2280 form factor M.2 PCIe SSDs (NVMe or AHCI) via multiple mounting holes
- Supports PCIe 3.0 motherboard and backward compatible with PCIe 1.0 & PCIe 2.0
- Supports PCIe x4 bus slot and compatible with x8 / x16 bus slot
- Built-in LEDs indicate power and data transfer status

Package Contents

- *M.2 NGFF SSD PCIe Card Adapter*
- Low Profile bracket
- Installation Guide

System Requirements

- Desktop PC with an available x4 (or larger) PCIe slot
- Windows® 10 (32-/64-bit) / 8.x (32-/64-bit) / 7 (32-/64-bit) / Server 2012 R2 / 2008 R2

Layout

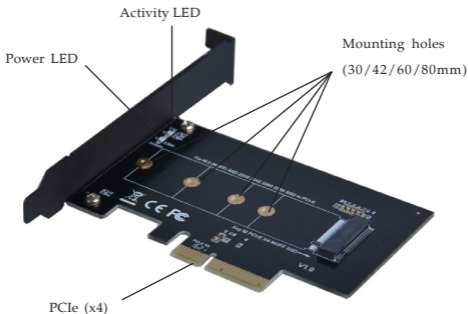


Figure 1: M.2 NGFF SSD PCIe Card Adapter

Compatibility

- Samsung XP941, SM951 (AHCI or NVMe), 950 Pro Series SSDs
- Kingston HyperX Predator M.2
- Plextor M6e Series M.2 SSD

Hardware Installation

Note: This adapter is compatible with M key M.2 PCIe SSDs only. Do not use B key M.2 PCIe SSDs or B key M.2 SATA SSDs with this adapter.

1. Turn the adapter over and remove the screw using a Phillips screwdriver (not included), then remove the nut.




Figure 2

2. Insert a M.2 PCIe SSD (Mkey) into the slot at the appropriate angle and push it down gently.




Figure 3

3. Secure the SSD with the included nut and screw.



Figure 4

Driver Installation

Windows 10, 8, 7, Server 2012 R2 and Server 2008 R2 have built-in driver support for this adapter. Just install the board and Windows will automatically detect and install the correct drivers for it. No additional driver is necessary.

Blank Page

Technical Support and Warranty

QUESTIONS? SIIG's **Online Support** has answers! Simply visit our web site at www.siig.com and click **Support**. Our online support database is updated daily with new drivers and solutions. Answers to your questions could be just a few clicks away. You can also submit questions online and a technical support analyst will promptly respond.

SIIG offers a 1-year manufacturer warranty with this product. This warranty covers the original purchaser and guarantees the product to be free of any defects in materials or workmanship for one (1) year from the date of purchase of the product.

SIIG will, at our discretion, repair or replace (with an identical product or product having similar features and functionality) the product if defective in materials or workmanship. This warranty gives you specific legal rights, and you may also have other rights which vary from state to state. Please see our web site for more warranty details.

If you encounter any problems with this product, please follow the procedures below.

A) If it is within the store's return policy period, please return the product to the store where you purchased from.

B) If your purchase has passed the store's return policy period, please follow the steps below to have the product repaired or replaced.

Step 1: Submit your RMA request.

Go to www.siig.com, click **Support**, then **REQUEST A PRODUCT REPLACEMENT** to submit a request to [SIIG RMA](#) or fax a request to 510-657-5962. Your RMA request will be processed, if the product is determined to be defective, an RMA number will be issued.

Step 2: After obtaining an RMA number, ship the product.

- Properly pack the product for shipping. All accessories that came with the original package must be included.
- Clearly write your RMA number on the top of the returned package. SIIG will refuse to accept any shipping package, and will not be responsible for a product returned without an RMA number posted on the outside of the shipping carton.
- You are responsible for the cost of shipping to SIIG. Ship the product to the following address:

SIIG, Inc.

6078 Stewart Avenue

Fremont, CA 94538-3152, USA

RMA #: _____

- SIIG will ship the repaired or replaced product via Ground in the U.S. and International Economy outside of the U.S. at no cost to the customer.

About SIIG, Inc.

Founded in 1985, SIIG, Inc. is a leading manufacturer of IT connectivity solutions (including Serial ATA and Ultra ATA Controllers, FireWire, USB, and legacy I/O adapters) that bridge the connection between Desktop/Notebook systems and external peripherals. SIIG continues to grow by adding A/V and Digital Signage connectivity solutions to our extensive portfolio.

SIIG products offer comprehensive user manuals, many user-friendly features, and are backed by an extensive manufacturer warranty. High quality control standards are evident by the overall ease of installation and compatibility of our products, as well as one of the lowest defective return rates in the industry. SIIG products can be found in computer retail stores, mail order catalogs, through major distributors, system integrators, and VARs in the Americas and the UK, and through e-commerce sites.

PRODUCT NAME

M.2 NGFF SSD PCIe Card Adapter

FCC RULES: TESTED TO COMPLY WITH FCC PART 15, CLASS B
OPERATING ENVIRONMENT: FOR HOME OR OFFICE USE

FCC COMPLIANCE STATEMENT:

This device complies with part 15 of the FCC Rules. Operation is subject to the following two conditions: (1) This device may not cause harmful interference, and (2) this device must accept any interference received, including interference that may cause undesired operation.

THE PARTY RESPONSIBLE FOR PRODUCT COMPLIANCE

SIIG, Inc.

6078 Stewart Avenue

Fremont, CA 94538-3152, USA

Phone: 510-657-8688

M.2 NGFF SSD PCIe Card Adapter is a trademark of SIIG, Inc. SIIG and the SIIG logo are registered trademarks of SIIG, Inc. All other names used in this publication are for identification only and may be trademarks of their respective owners.