

Dear Valued Customer

(JUST WANTED YOU TO KNOW)

**WE REALLY
APPRECIATE
YOUR PURCHASE**

~thank you~

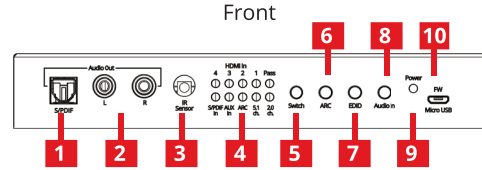
Features

- Support HDMI 2.0 4K@60Hz YUV4:4:4, 18Gbps
- Support HDR10, HDCP2.2, CEC
- Support ARC return on device's Toslink
- Support audio extraction via RCA and Toslink
- Support audio embedded via AUX or Toslink (will cover original HDMI audio)
- Support HDMI 7.1ch audio, Dolby True HD and DTS-HD master
- Support IR remote or front panel control
- Audio format: RCA (2 PCM) AUX (2 PCM) Toslink (2PCM/Digital 5.1) HDMI (7.1PCM/Digital 7.1)

Package contents

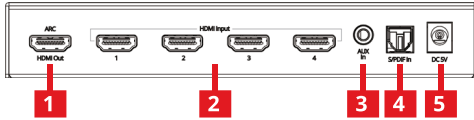
- 4x1 HDMI 2.0 4K 60Hz Switch
- Remote controller
- Power adapter DC 5V/1A
- mounting kits
- Quick Start Guide

Layout



1. Toslink Audio out
2. RCA audio out
3. IR receiver
4. Source and Audio LED
5. Switch Button: Switch HDMI input
6. ARC Button: On/Off ARC function
7. EDID Button: Switch EDID
2.1ch EDID - 5.1ch EDID - bypass TV EDID
8. Audio in Button: Switch embedded source
AUX - Toslink - **embedded off**
9. Power Led
10. Micro USB port: For firmware upgrade

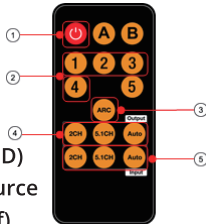
Rear



1. HDMI out: connect to TV
(If needs ARC have to connect to TV ARC port)
2. HDMI input: connect to HDMI source
(Only input 1 support CEC)
3. AUX audio in:
4. Toslink audio in:
5. DC jack: Use power adapter 5V/1A

Remote Control

1. Power on/off
2. HDMI source (1~4)
3. ARC on/off
4. Switch EDID
(Auto = bypass TV EDID)
5. Switch embedded source
(Auto = embedded off)



Notes

1. Audio embedded can only enable when EDID at bypass mode.
2. When embedded enable, embedded audio will cover original HDMI audio, but audio extraction still will output original HDMI audio.
3. Audio embedded has to disable then can switch EDID.



4x1 HDMI 2.0 4K 60Hz Switch with ARC & Audio Extractor Quick Start Guide



Support

For more info or tech support
<http://www.siig.com/support>

