

Dear Valued Customer

(JUST WANTED YOU TO KNOW)

**WE REALLY
APPRECIATE
YOUR PURCHASE**

~thank you~

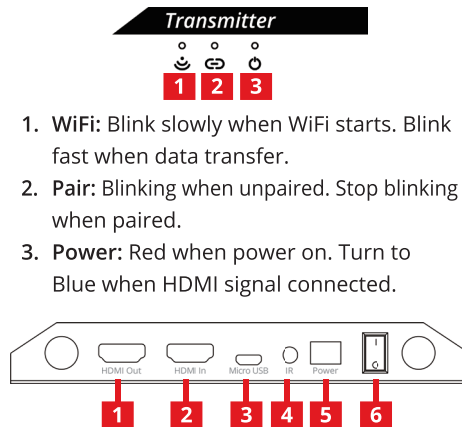
Features

- HDMI 1.3 & HDCP 1.4 compliant
- Build-in EDID, resolution up to 1080p@60Hz
- Transmitter supports one HDMI loop-out
- Support 2.0 stereo audio
- End user can control the devices in different room by IR remote/keyboard/mouse
- Multi-room wireless display Up to 200 meters (no wall and little interference)
- 2.4G Connectivity

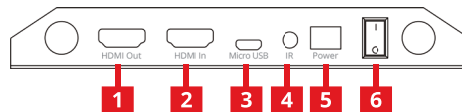
Package contents

1. HDMI KVM Transmitter
2. HDMI KVM Receiver
3. Power adapter 5V/2A
4. IR Emitter Cable(ForTX)
5. IR Receiver Cable(For RX)
6. Quick start guide

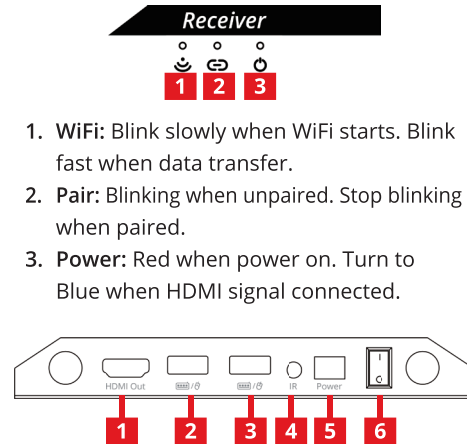
Layout



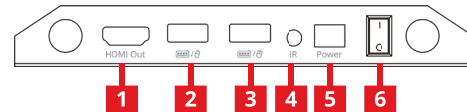
1. **WiFi:** Blink slowly when WiFi starts. Blink fast when data transfer.
2. **Pair:** Blinking when unpaired. Stop blinking when paired.
3. **Power:** Red when power on. Turn to Blue when HDMI signal connected.



1. HDMI out: connect with TV/display
2. HDMI in: connect with HDMI source
3. USB 2.0: connect with PC for keyboard/ mouse signal extend
4. IR: IR out for IR emitter cable
5. Power: connect with power adapter 5V/2A
6. Power ON/OFF



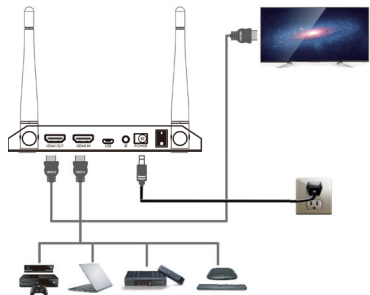
1. **WiFi:** Blink slowly when WiFi starts. Blink fast when data transfer.
2. **Pair:** Blinking when unpaired. Stop blinking when paired.
3. **Power:** Red when power on. Turn to Blue when HDMI signal connected.



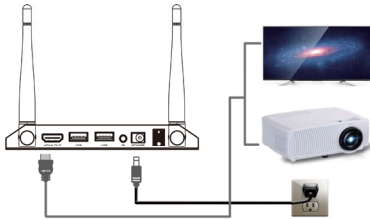
1. HDMI out: connect with TV/display
2. USB 2.0: connect with keyboard or mouse
3. USB 2.0: connect with keyboard or mouse
4. IR: IR in for IR receiver cable
5. Power: connect with power adapter 5V/2A
6. Power ON/OFF

Application

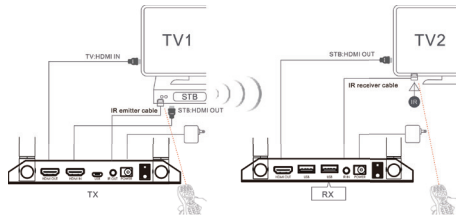
TX connection



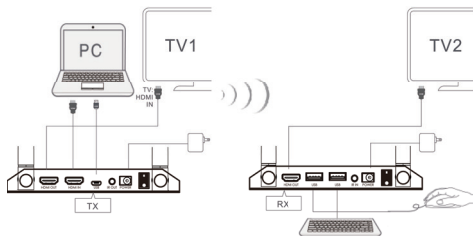
RX connection



IR connection



USB connection



Full HD Wireless HDMI KVM Extender with Loopout

Quick Start Guide



Support

For more info or tech support
<http://www.siig.com/support>

