



HDMI Receiver over Single Cat.X with full HDBaseT, RS-232, Bi-directional IR & PoC



P/N: AV-GM0383-S1



Safety and Notice

The **AV-GM0383-S1 HDMI Receiver over Single Cat.X with HDBase RS-232, Bi-directional IR & PoC** has been tested for conformance to safety regulations and requirements, and has been certified for international use. However, like all electronic equipments, the **AV-GM0383-S1** should be used with care. Please read and follow the safety instructions to protect yourself from possible injury and to minimize the risk of damage to the unit.

- Follow all instructions and warnings marked on this unit.
- Do not attempt to service this unit yourself, except where explained in this manual.
- Provide proper ventilation and air circulation and do not use near water.
- Keep objects that might damage the device and assure that the placement of this unit is on a stable surface.
- Use only the power adapter and power cords and connection cables designed for this unit.
- Do not use liquid or aerosol cleaners to clean this unit. Always unplug the power to the device before cleaning.



TABLE OF CONTENTS

INTRODUCTION.....	1
FEATURES.....	1
SPECIFICATIONS	2
PACKAGE CONTENTS	3
CONNECTION DIAGRAM	3
PANEL DESCRIPTIONS.....	4
HDMI PIN DEFINITION.....	5
NOTICE	6
WARRANTY	7

INTRODUCTION

The **AV-GM0383-S1 HDMI Receiver over Single Cat.X with HDBaseT, RS-232, Bi-directional IR & PoC** boosts up your video/audio transmission distance up to 100m in HDTV 1080p with 48-bit color depth. **AV-GM0383-S1** also supports the most advanced 3D video format compliant with HDMI specification and therefore guarantees the highest 3D video compatibility on the market. With only one cost effective Cat.5/5e/6 cable, users can readily extend HDTV sources from DVD players, Blu-ray Disc player, PS3, PC, and any other kinds of sources compliant with TMDS to distant display monitors including HDMI or DVI enabled TV sets or LCD PC monitors. With the advanced design for the latest HDMI technology, deep color video, DTS-HD or Dolby TrueHD audio, and HDCP supports and compatibility are all further insured. This flexibility makes HDCP compliant DVD players or PS3 transmit utmost high quality video and audio with a greater distance at the minimal cost, when integrating several components apart. **AV-GM0383-S1** is also equipped with bi-directional IR pass-through path and RS-232 serial port control. These bonus features allow users to boost IR control distance up to 100m and makes IR control possible through only single Cat.5/5e/6 cable including HDMI signals. In addition, **AV-GM0383-S1** also supports PoC (Power over Cable) which can eliminate the need for a power supply at the receiver.

The **AV-GM0383-S1** is responsible for equalizing the transmitted HDMI signal and reconstructing IR control signals. **AV-GM0383-S1** offers the most convenient solution for HDMI extension over a single Cat.X with long distance capability!

FEATURES

- Support HDMI Deep Color & full 3D & 4K2K@30 (HDBaseT technology)
- Extend the transmission up to 100m from the HDMI source at Full HD 1080p 48-bit and 60m at 4K2K@30
- Support PoC(Power over Cable) which can power both units from TX or RX side with power supply
- HDCP & EDID Bypass
- CEC support
- Auto equalization
- Pure unaltered uncompressed 7.1ch digital HDMI over Cat.5/5e/6 cable transmission
- DTS-HD Master Audio and Dolby TrueHD high bit rate audio support
- Support full frequency IR signal from 20KHz to 60KHz
- Bi-directional IR path-through
- Wall mounting housing design for easy and robust installation



The length depends on the characteristics and quality of the cables. Higher resolutions and longer transmission distances require low skew cables (<25ns/100m) for best performance. Unshielded CAT6 with metal RJ45 connectors is recommended.






SPECIFICATIONS

Model Name	AV-GM0383-S1	
Role of usage	Receiver [RX]	
HDMI compliance	HDMI Deep Color, full 3D & 4K2K@30	
HDCP compliance	Yes	
Video bandwidth	Single-link 340MHz [10.2Gbps]	
Video support	480i / 480p / 720p / 1080i / 1080p60	
HDMI over UTP	1080p@60 100m [CAT5e]	
Audio support	Surround sound [up to 7.1ch] or stereo digital audio	
Equalization	Auto	
Input TMDS signal	1.2 Volts [peak-to-peak]	
Input DDC signal	5 Volts [peak-to-peak, TTL]	
ESD protection	[1] Human body model — ±19kV [air-gap discharge] & ±12kV [contact discharge] [2] Core chipset — ±8kV	
PCB stack-up	6-layer board [impedance control — differential 100Ω; single 50Ω]	
IR pass-thru	Bi-directional	
RS-232 support	Yes	
PoC support	Yes	
Input	1x RJ-45 1x 3.5mm	
Output	1x HDMI 1x 3.5mm	
HDMI source control	Controllable via IR pass-through from RX to TX with IR extenders	
HDMI connector	Type A [19-pin female]	
Min DIN connector	DIN-9	
RJ-45 connector	WE/SS 8P8C(Reverse Mode)	
Rotary control switch	None	
3.5mm connector	IR receiver / IR blaster	
Mechanical	AV-GM0383-S1	
Housing	Metal enclosure	
Dimensions [L x W x H]	Model	127 x 80 x 26mm [5" x 3.1" x 1"]
	Package	270 x 175 x 80mm [10.6" x 6.9" x 3.1"]
	Carton	450 x 370 x 300mm [1'6" x 1'3" x 11.8"]
Weight	Model	196g [6.9oz]
	Package	900g [2 lbs]
Fixedness	Wall-mounting case with screws	
Power supply	12V 1.5A DC	
Power consumption	7 Watt [max]	
Operation temperature	0~40°C [32~104°F]	
Storage temperature	-20~60°C [-4~140°F]	
Relative humidity	20~90% RH [no condensation]	

PACKAGE CONTENTS

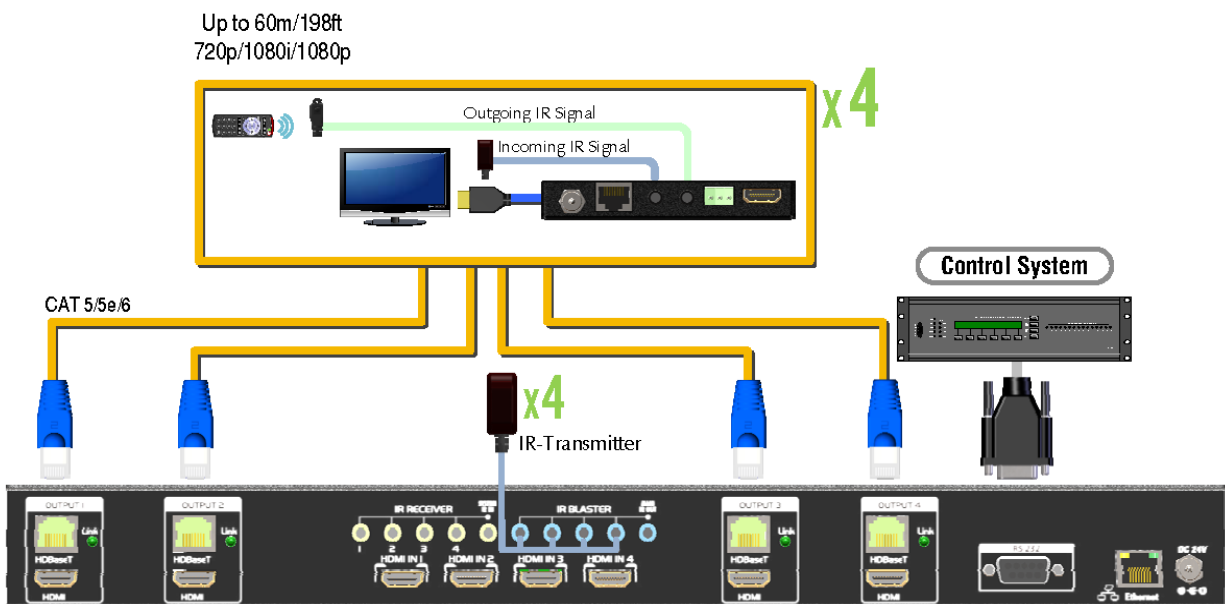
- 1x AV-GM0383-S1
- 1x User Manual

CONNECTION DIAGRAM

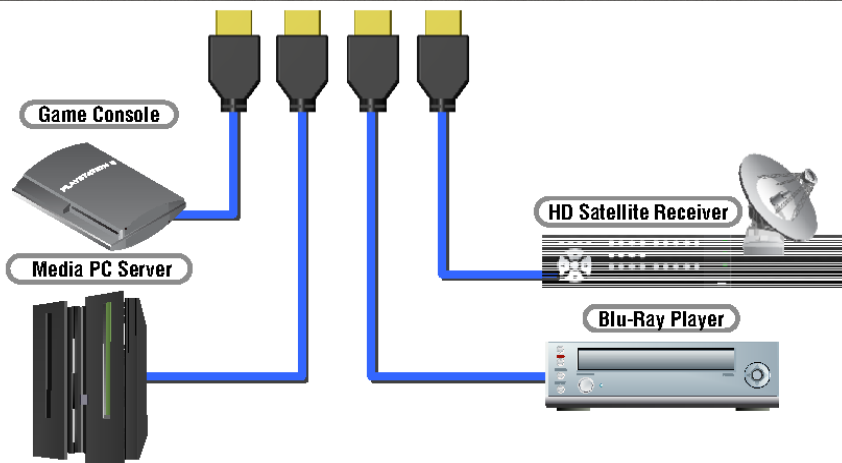
-  HDMI
-  IR (outgoing)
-  RS-232
-  CAT5/5e/6
-  IR (incoming)



FRONT



REAR




PANEL DESCRIPTIONS

Front Panel



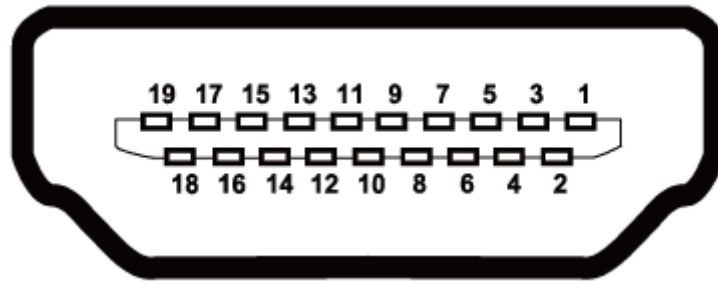
1. **LED:** Power LED, Status LED, Link LED, HDCP LED

Rear Panel



2. **Latch-locking power jack:** Connect to 12V DC power supply
3. **RJ45:** Plug in a Cat-5/5e/6 cable that needs to be linked to the receiving unit
4. **IR Receiver:** Infrared 3.5mm socket for plugging in the extension cable of IR receiver
5. **IR Blaster:** Infrared 3.5mm socket for plugging in the extension cable of IR blaster
6. **RS-232(terminal block format)**
7. **HDMI OUT:** Connects to a HDMI display with HDMI male-male cable

HDMI PIN DEFINITION



Type A (Receptacle) HDMI

Pin 1	TMDS Data2+	Pin 11	TMDS Clock Shield
Pin 2	TMDS Data2 Shield	Pin 12	TMDS Clock-
Pin 3	TMDS Data2-	Pin 13	NC
Pin 4	TMDS Data1+	Pin 14	Reserved (N.C. on device)
Pin 5	TMDS Data1 Shield	Pin 15	SCL
Pin 6	TMDS Data1-	Pin 16	SDA
Pin 7	TMDS Data0+	Pin 17	DDC/CEC Ground
Pin 8	TMDS Data0 Shield	Pin 18	+5V Power
Pin 9	TMDS Data0-	Pin 19	Hot Plug Detect
Pin 10	TMDS Clock+		

NOTICE

1. All HDMI over CAT5 transmission distances are measured using Belden 1583A CAT5e 125MHz UTP cable and ASTRODESIGN Video Signal Generator VG-859C & VG-870B.
2. Incorrect placement of IR Blaster and Receiver may result in the failure of the IR extenders. Please check carefully before plugging in the IR extender to the respective IR sockets. Warranty will not cover the damage.
3. The transmission length is largely affected by the type of Cat-5/5e/6 cables, the type of HDMI sources, and the type of HDMI display. The testing result shows solid UTP cables (usually in the form of 300m [1,000ft] bulk cables) can transmit a lot longer signals than stranded UTP cables (usually in the form of fixed length patch cords). Shielded STP cables are better suited than unshielded UTP cables. A solid UTP Cat-5e cable shows longer transmission range than stranded STP Cat-6 cable. For long extension applications, solid UTP/STP cables are the only viable choice.
4. EIA/TIA-568-B termination (T568B) for Cat-5/5e/6 cables is recommended for better performance.
5. To reduce the interference among the unshielded twisted pairs of wires in Cat-5/5e/6 cable, one can use shielded STP cables to improve EMI problems, which is worsen in long transmission.
6. Because the quality of the CAT5/6 cables has the major effect on how long the transmission limit can achieve and how good is the received picture quality, the actual transmission range is subject to one's choice of Cat-5/5e/6 cables. For desired resolutions greater than 1080i or 1280x1024, a Cat-6 cable is recommended.
7. If your HDMI display has multiple HDMI inputs, it is found that the first HDMI input [HDMI input #1] generally can produce better transmission performance among all HDMI inputs.



Performance Guide for HDMI over Category Cable Transmission

Performance rating		Type of category cable		
Wiring	Shielding	CAT5	CAT5e	CAT6
Solid	Unshielded (UTP)	★★★	★★★★	★★★★★
	Shielded (STP)	★★★	★★★	★★★★
Stranded	Unshielded (UTP)	★	★★	★★
	Shielded (STP)	★	★	★★
Termination		Please use EIA/TIA-568-B termination (T568B) at any time		

WARRANTY

The SELLER warrants the **AV-GM0383-S1 HDMI Receiver over Single Cat.X with HDBaseT, RS-232, Bi-directional IR & PoC** free from defects in the material and workmanship for 3 years from the date of purchase from the SELLER or an authorized dealer. Should this product fail to be in good working order within 3 years warranty period, The SELLER, at its option, repair or replace the unit, provided that the unit has not been subjected to accident, disaster, abuse or any unauthorized modifications including static discharge and power surge. This warranty is offered by the SELLER for its BUYER with direct transaction only. This warranty is void if the warranty seal on the metal housing is broken.

Unit that fails under conditions other than those covered will be repaired at the current price of parts and labor in effect at the time of repair. Such repairs are warranted for 90 days from the day of reshipment to the BUYER. If the unit is delivered by mail, customers agree to insure the unit or assume the risk of loss or damage in transit. Under no circumstances will a unit be accepted without a return authorization number.

The warranty is in lieu of all other warranties expressed or implied, including without limitations, any other implied warranty or fitness or merchantability for any particular purpose, all of which are expressly disclaimed.

Proof of sale may be required in order to claim warranty. Customers outside Taiwan are responsible for shipping charges to and from the SELLER. Cables and power adapters are limited to a 30 day warranty and must be free from any markings, scratches, and neatly coiled.

The content of this manual has been carefully checked and is believed to be accurate. However, The SELLER assumes no responsibility for any inaccuracies that may be contained in this manual. The SELLER will NOT be liable for direct, indirect, incidental, special, or consequential damages resulting from any defect or omission in this manual, even if advised of the possibility of such damages. **Also, the technical information contained herein regarding the AV-GM0383-S1 features and specifications is subject to change without further notice.**

Support

For more info or tech support
<http://www.siig.com/support>