



4x1 VGA/Component/S-Video/Composite Switch with Audio



P/N: AV-GM09U3-S1

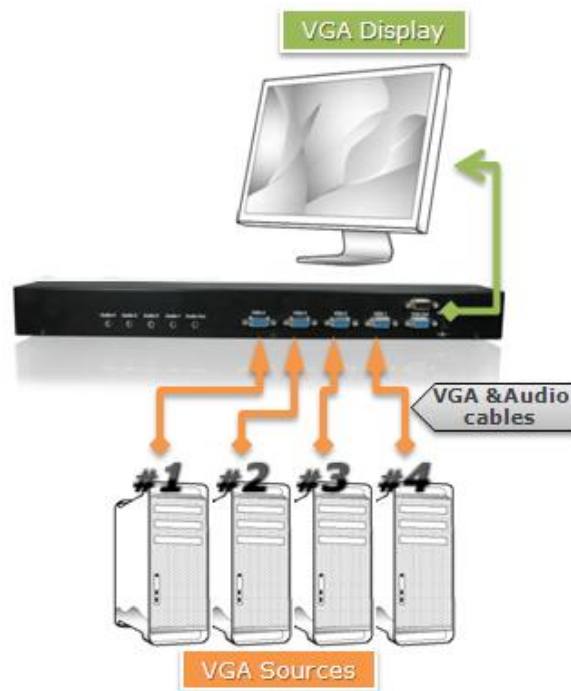


Safety and Notice

The **AV-GM09U3-S1 4x1 VGA/Component/S-Video/Composite Switch with Audio** has been tested for conformance to safety regulations and requirements, and has been certified for international use. However, like all electronic equipments, AV-GM09U3-S1 should be used with care. Please read and follow the safety instructions to protect yourself from possible injury and to minimize the risk of damage to the unit.

- Follow all instructions and warnings marked on this unit.
- Do not attempt to service this unit yourself, except where explained in this manual.
- Provide proper ventilation and air circulation and do not use near water.
- Keep away the objects that might damage the device and assure that the placement of this unit is on a stable surface.
- Use only the power adapter, power cords and connection cables designed for this unit.
- Do not use liquid or aerosol cleaners to clean this unit. Always unplug the power to the device before cleaning.

The AV-GM09U3-S1 4x1 VGA/Component/S-Video/Composite Switch with Audio receives and amplifies up to 4 VGA inputs, perfectly switches the desired input to the VGA equipped monitor or receiver. The switch supports VGA video up to 350MHz. The re-transmitted video quality is guaranteed and the longest transmission is up to 65m (210ft). Therefore, AV-GM09U3-S1 offers the most convenient and cost effective means for swift switch of high quality PC graphics and HDTV videos with crystal clear audio in the market. With equipped audio switch, AV-GM09U3-S1 is ready to be as a switch with stereo audio and ideally for boardroom, showroom, and exhibition. The control of AV-GM09U3-S1 is versatile and easier through the IR remote control, the push button on front panel, or the RS-232 control on rear panel.



Features

- VGA/component/S-video/composite switch with 350MHz bandwidth
- Up to 4 graphics/video inputs
- LED indication
- Automatic detection of the VGA/component input
- Amplified video output with transmission length up to 65m (210-ft)
- Multiple control by IR remote, push button, and RS-232 control
- 1U rack mountable

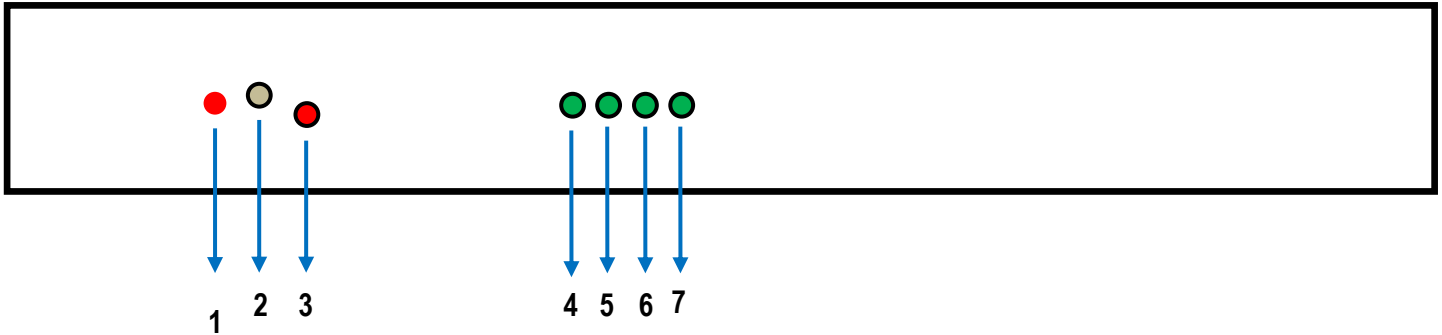
Specifications & Package Contents

Model Name		AV-GM09U3-S1
Technical		
Role of usage		4x1 switch
Supported input/output		VGA / Component / S-video / Composite*
Video bandwidth		350MHz
Video support		1080p60, WUXGA [1920x1200@60] & UXGA [1600x1200@60] or even higher
Transmission		HD [720p/1080i] - 65m [210ft]
Audio support		Analog stereo
Input		4x VGA [component/s-video/composite through adapters] 4x 3.5mm analog stereo audio 1x RS-232
Output		1x VGA [component/s-video/composite through adapters] 1x 3.5mm analog stereo audio
VGA connector		HD-15 [15-pin D-sub female]
RS-232 connector		DE-9 [9-pin D-sub female]
3.5mm connector		Earphone jack for analog stereo audio
Input selection		IR remote / push button / RS-232 control
IR remote control		Electro-optical characteristics: $\tau = 25^\circ$ / Carrier frequency: 38kHz
Mechanical		
Case		Metal
Dimensions [L x W x H]	Model	1RU - 65 x 440 x 44mm [2.6" x 17.3" x 1.7"]
	Package	230 x 500 x 70mm [9" x 1'8" x 3"]
	Carton	570 x 580 x 260mm [1'11"x1'11"x10"]
Weight	Model	950g [2.1 lbs]
	Package	1740g [3.8 lbs]
Fixedness		1U rack-mount with ears
Power supply		5V 4A DC
Power consumption		7 Watts [max]
Operation temperature		0~40°C [32~104°F]
Storage temperature		-20~60°C [-4~140°F]
Relative humidity		20~90% RH [no condensation]
Package Contents		1x AV-GM09U3-S1 1x IR remote 1x 5V power adapter 1x User Manual 1~5x VGA-to-Component breakout cable [optional accessory]



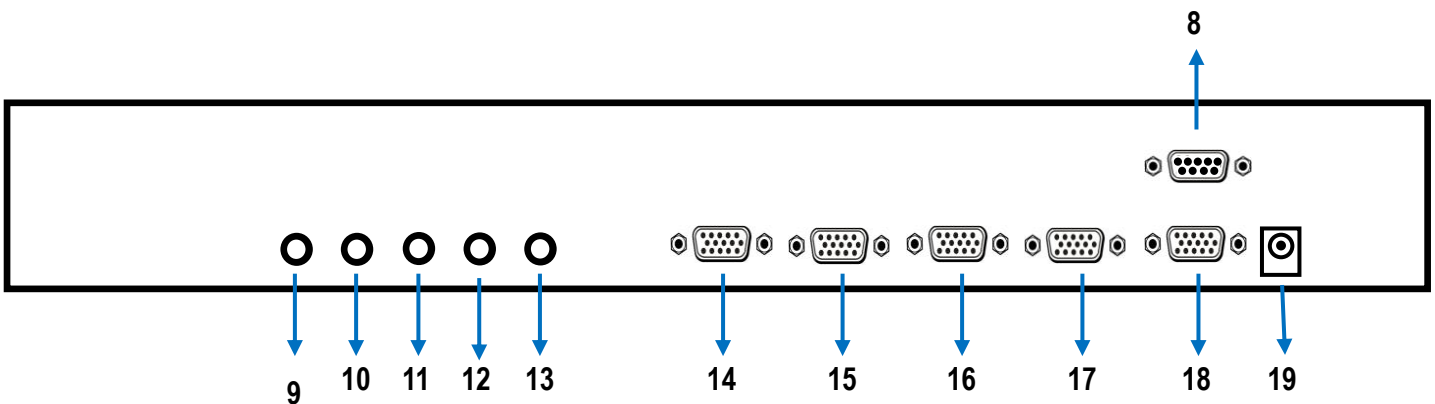
** Component and composite input/output can be done by using the optional accessory VGA-to-Component adapter to connect to the VGA socket. However, for S-Video input/output, please find a VGA-to-S-video adapter available in the market to fulfill you need.*

Front Panel



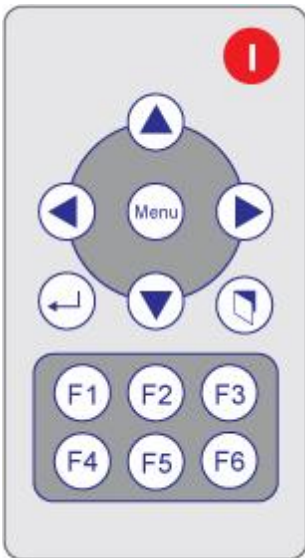
1. Push button for input switch
2. Infrared sensor
3. LED indicator for power
4. LED indicator for VGA input #1
5. LED indicator for VGA input #2
6. LED indicator for VGA input #3
7. LED indicator for VGA input #4

Rear Panel



8. RS-232 control port
9. 3.5mm audio socket for audio source #4
10. 3.5mm audio socket for audio source #3
11. 3.5mm audio socket for audio source #2
12. 3.5mm audio socket for audio source #1
13. 3.5mm audio socket for selected audio output
14. VGA input source #4
15. VGA input source #3
16. VGA input source #2
17. VGA input source #1
18. Selected VGA output
19. 5V DC power jack

IR Remote Control

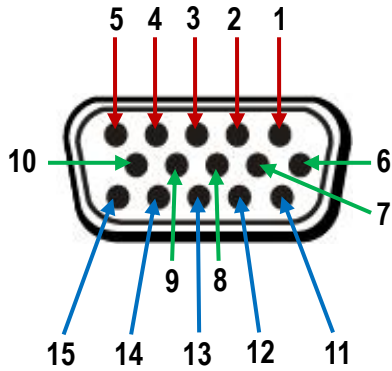


: IDLE	: To the right	: Reserved
: Reserved	: Channel 1	: Reserved
: Reserved	: Channel 2	: Reserved
: Reserved	: Channel 3	: Reserved
: To the left	: Channel 4	

Hardware Installation

1. Connect VGA/component/s-video/composite display/projector to the output of AV-GM09U3-S1.
2. Connect the VGA/component/s-video/composite source devices to the inputs of AV-GM09U3-S1.
3. Plug power adapter cable into 5V DC power jack.
4. Use IR remote or push button on the front panel to switch between inputs, or connect a computer through RS-232 port to switch the VGA/component/s-video/composite input sources.

VGA



Pin 1	Pr / Red	Pin 9	+5 V
Pin 2	Y / Green / Composite	Pin 10	Ground
Pin 3	Pb / Blue	Pin 11	Ground
Pin 4	Ground	Pin 12	Reserved
Pin 5	Ground	Pin 13	Horizontal sync.
Pin 6	Ground	Pin 14	Vertical sync.
Pin 7	Ground	Pin 15	Reserved
Pin 8	Ground		

S-Video



Pin 1	Ground (Y)
Pin 2	Ground (C)
Pin 3	Y - Intensity (luminance)
Pin 4	C - Color (Chrominance)

Limited Warranty

The SELLER warrants the **AV-GM09U3-S1 4x1 VGA/Component/S-Video/Composite Switch with Audio** to be free from defects in the material and workmanship for 3 years from the date of purchase from the SELLER or an authorized dealer. Should this product fail to be in good working order within 3 years warranty period, The SELLER, at its option, repair or replace the unit, provided that the unit has not been subjected to accident, disaster, abuse or any unauthorized modifications including static discharge and power surges.

Unit that fails under conditions other than those covered will be repaired at the current price of parts and labor in effect at the time of repair. Such repairs are warranted for 90 days from the day of reshipment to the BUYER. If the unit is delivered by mail, customers agree to insure the unit or assume the risk of loss or damage in transit. Under no circumstances will a unit be accepted without a return authorization number.

The warranty is in lieu of all other warranties expressed or implied, including without limitations, any other implied warranty or fitness or merchantability for any particular purpose, all of which are expressly disclaimed.

Proof of sale may be required in order to claim warranty. Customers outside Taiwan are responsible for shipping charges to and from the SELLER. Cables are limited to a 30 day warranty and cable must be free from any markings, scratches, and neatly coiled.

The content of this manual has been carefully checked and is believed to be accurate. However, The SELLER assumes no responsibility for any inaccuracies that may be contained in this manual. The SELLER will NOT be liable for direct, indirect, incidental, special, or consequential damages resulting from any defect or omission in this manual, even if advised of the possibility of such damages. Also, the technical information contained herein regarding the AV-GM09U3-S1 features and specifications is subject to change without further notice.

Support

For more info or tech support
<http://www.siig.com/support>