

Features

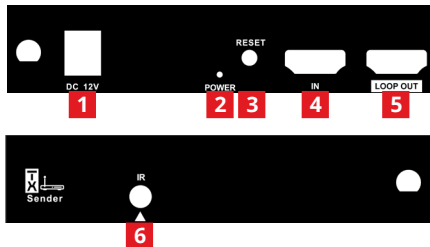
- Support HDCP 1.3
- Build-in EDID, resolution up to 1080p@60Hz
- HDMI wireless transmission distance up to 656ft/200m. (In an open environment without Wi-Fi interference.)
- Support one transmitter and multiple receivers, up to 4 receivers.
- Support one-way IR extend
- Support PCM 2ch audio
- 5G Wireless connectivity

Package contents

1. Wireless HDMI Transmitter
2. Wireless HDMI Receiver
3. Power adapter 12V/1A x2
4. 5G WiFi antenna x4
5. IR Emitter Cable (For TX IR out)
6. IR Receiver Cable (For RX IR in)
7. Quick start guide

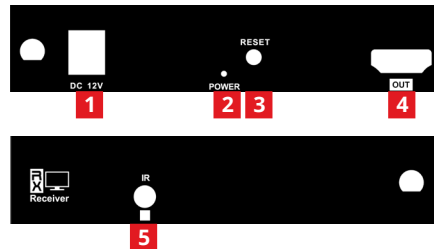
Layout

Transmitter



1. DC Power jack:
connect to power adapter DC 12V/1A
2. Power LED:
3. RESET: Restore factory settings after long press for 5s, and require to pair again
4. HDMI In: Connect to HDMI source
5. Loop Out: Connect to HDMI display
6. IR Out: Connect to IR Emitter Cable

Receiver

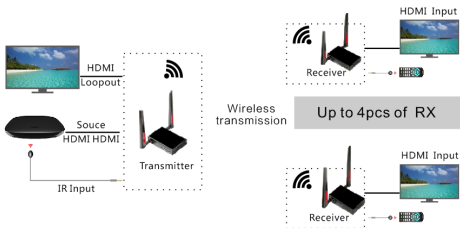


1. DC Power jack:
connect to power adapter DC 12V/1A
2. Power LED:
3. RESET: Restore factory settings after long press for 5s, and require to pair again
4. HDMI Out: Connect to HDMI display
5. IR In: Connect to IR Receiver Cable

Pairing Instruction

1. Power on the TX & RX
2. Wait for 30 sec
3. Using an HDMI cable, Connect the TX input on the Transmitter to the RX output on the Receiver to be paired.
4. Wait for 10 sec
5. Remove the HDMI cable and power from the RX and TX
6. Connect RX output into your display and Connect the TX into your video source
7. Power on the RX & TX.

Application



Dear Valued Customer

**WE REALLY
APPRECIATE
YOUR PURCHASE**

~thank you~

Support

For more info or tech support
<http://www.siig.com/support>



**Full HD Wireless HDMI
Extender with Loopout & IR Kit**

Quick Start Guide

